

PUBLISHED FOR USE IN THE 2023-2024 COMPETITION SEASON

Information, Procedures, and Rules



September 2023

♥ United States Twirling Association, Inc.
www.ustwirling.com

Copyright 2023 by the
Office of the United States Twirling Association
Huntington Station, New York

Information, Procedures, and Rules

The rules and procedures of the United States Twirling Association, Inc. are initiated by its membership, analyzed within the department system, and approved by the USTA Board of Directors.

USTA offers several other manuals which may help you to understand USTA's competitive structure:

- Coach and Judge Manuals
- Trials, PreTrials, and International Competitions
- Competitive Achievement System Rules
- Sanction Kit

These rules and regulations supersede all others, which may be in conflict with this Twenty **Ninth** Edition (Revised **September 2023**).

All rights reserved. Reproduction in whole or part without the express written permission of the United States Twirling Association, Inc. is prohibited.

Table of Contents

Table of Contents	3
General Information	10
History and Facts	10
Philosophy	12
Safety of the Athlete	13
Sportsmanship/Code of Ethics	14
Consequences of Unsportsmanlike Behavior	14
USTA Code of Ethics for Coaches/Judges	15
General Competition Rules and Procedures	21
Membership	22
For Participation in Individual/Pair/Duet Events	22
For Participation in Group Events	23
Age Eligibility	23
Name Change Policy	23
Anyone requiring a name change must send the related document showing the legal name change (along with their CAS Book if involved in the CAS/Trials/PreTrials programs) to Member Services, which will place a name change label on the CAS Book and sign and date the label as official proof of USTA name change. This process will ensure all related USTA files are updated accordingly.	23
General Sanction Rules	23
Sanctioned Events	25
Essential Events	25
Foundation Events	25
Championship Events	26
Group Events	26
Other Events	26
Music and Timing	26
Competition Environment and Conditions	27
Special Circumstances	28
Re-Competing	28
Disqualification	28
Use of Official USTA Score Sheets	29
Scoring Process	29
Ties on Local Level	29
Tabulation for All Competitions	29
Individual And Pair/Duet Events Age Divisions	30
Individual Events	30
Duet Event	30

INFORMATION, PROCEDURES, AND RULES

Age Divisions	30
Artistic Twirl Pairs Event	30
Age Divisions	30
Trio, Team, Corps and Artistic Group Events Age Divisions	31
Dance Twirl and Twirl Teams	31
Trios	32
Entertainment Corps	32
Parade Corps	33
Show Team	33
Determining the Age Division	33
Age Divisions	33
Determining the Size of your Show Team	33
Artistic Group	34
Age Divisions	34
Artistic Group Size	34
National Competition Format and Finals Procedure	35
Qualifying Rounds	35
Preliminary Round	36
Semi-Final Round	36
Final Round	36
State and Regional Competition Format and Finals Procedure	37
State and Regional Finals Procedure	37
Local Format	37
MAP OF COMPETITION PROCEDURE FOR NATIONALS	38
Individual Event Rules	40
Eligibility Rules for Individual Events	40
Substitutions/changes can only be made with athletes who are already CURRENT USTA members. On the local, state, and regional level it would be permissible for the athlete to pay the Non-member fee. This option is not available at Nationals so changes to rosters at a national event can only be made with athletes that were USTA members by the entry deadline.	42
Foundation Events	43
Basic Strut	43
Concept Summary	43
General Rules	43
Floor Pattern	44
Parade March	44
Concept Summary	44
General Rules	44
Floor Pattern	45

INFORMATION, PROCEDURES, AND RULES

Concept Summary	46
General Rules	46
Floor Pattern	46
Presentation	47
Concept Summary	47
General Rules	47
Championships Events	48
Solo	48
Concept Summary	48
Sanctioned Levels of Competition	48
Time Limits	48
General Rules	48
2-Baton	49
Concept summary	49
Sanctioned Levels of Competition	49
Time Limit	49
General Rules	49
3-Baton	50
Concept Summary	50
Sanctioned Levels of Competition	50
Time Limit	50
General Rules	50
Strut	51
Concept Summary	51
Sanctioned Levels of Competition	51
Time Limit	51
General Rules	51
Artistic Twirl	53
Concept Summary	53
Sanctioned Levels of Competition	53
Time Limit	53
General Rules	53
Duet	54
Concept Summary	54
Sanctioned Levels of Competition	54
Time Limit	54
General Rules	54
Artistic Twirl Pairs	55
Concept Summary	55

INFORMATION, PROCEDURES, AND RULES

Sanctioned Levels of Competition	55
Time Limit	55
General Rules	55
Group Event Rules	56
Group Events	56
General Rules Which Apply to Group Events	56
General Rules for Dance Twirl Teams, Twirl Teams and Trios	59
Twirl Teams	62
Concept Summary	62
Philosophy Statement	62
Time Limit	62
Content Restrictions	62
Age Divisions Offered	62
National Championships	62
Dance Twirl Teams	64
Concept Summary	64
Philosophy Statement	64
Time Limit	64
Content Restrictions	65
Age Divisions Offered	65
National Championships	65
Trios	65
Concept Summary	65
Philosophy Statement	66
Age Divisions	66
Time Limit	66
Entertainment Corps	67
Concept Summary	67
Age Divisions	67
Time Limit	67
Competition Area	67
Requirements and Penalties	68
General Information	68
Parade Corps	69
Concept Summary	69
Time Limit	69
Competition Area	69
Required Structure of Routine	69
Requirements and Penalties	70

INFORMATION, PROCEDURES, AND RULES

General Information	71
Show Teams	72
Concept Summary	72
Classification of Show Teams and Time Limits	72
Definitions of Classifications	72
Determining the Age Division	72
Age Divisions (see Section 2)	73
Determining the Size of your Show Team	73
Competition Area	73
Requirements and Penalties	73
General Information	73
Artistic Groups	74
Concept Summary	74
Classification of Artistic Groups and Time Limits	74
Classification	74
Competition Area	74
Requirements and Penalties	74
Content Restriction Penalties	75
Content Restriction Chart for Artistic Group	76
General Information	77
Judging at Local Competitions	77
Tabulating Artistic Group	77
Example Tabulation Layout	77
Other Events	78
Collegiate Twirling Event	78
Concept Summary	78
Sanctioned Levels of Competition	78
Time Limit	79
General Rules	79
Athlete of the Year Event	81
Concept Summary	81
Sanctioned Levels of Competition	81
General Rules	81
Regional Qualifiers	81
Eligibility	81
Age Determination	82
Performance Requirements for Athletes	82
Costuming	82
Intent to Compete Form	82

INFORMATION, PROCEDURES, AND RULES

Injury Policy	82
Entry Process	83
U.S. National Athlete of the Year	83
Competitive Achievement System	84
Major Concepts	85
Major Goals	85
General Rules and Procedures	86
Performance Procedures	88
Each Athlete Will Be Evaluated Separately	88
Prescribed Salute for all Compulsory Classes	88
Position of Attention	88
Salute	88
End of Salute	88
Movement Technique Concept Summary	89
Movement Technique Performance Procedures	89
Compulsory Concept Summary	90
State and Regional Competition	91
General Rules and Procedures	91
Regions	92
Western	92
Central	92
Mideast	92
Northeast	92
Southeast	92
Eligibility	92
State and Regional Competition Format and Finals Procedure	94
State and Regional Finals Procedure	94
Judges for State/Regionals	94
Scoring at the State/Regional Level Q1-Q25	95
Awards for State/Regionals	95
National Competition Rules and Procedures	96
Eligibility	96
Events	96
Collegiate Twirling Event Judging	97
Judging and Tabulation	98
Team Finals for Twirl and Dance Twirl Teams	99
Number of Judges	99
Championship Events	99
Group Events and National Collegiate Event	99

INFORMATION, PROCEDURES, AND RULES

Artistic Group Judges	99
Athlete of the Year Event	99
Procedures for the National Competition	100
Awards	100
Individual Events	100
Collegiate Event Awards	101
Athlete of the Year Awards	101
Group Events	101
Scoring/Tabulation for Individual and Duet Events	103
Qualifying Round Rating System (Q1-Q25)	103
Tabulation	103
Olympic System of Scoring	103
Scoring Process	103
Collegiate Event	104
Athlete of the Year Event	104
National Tabulation Procedure	105
Festival of the Future Events	107
Eligibility	107
Events	108
Judges	108
Procedures For Festival of The Future Competition	109
Order of Competition for Each Championship Event	109
Qualifying Rounds	109
Preliminary Round	109
Group Competition	109
Awards	110
Awards: Individual Events	110
Awards: Group Events	110
U.S. Trials, PreTrials, and U.S. IBTF World Baton Twirling Championships/ IBTF Nations Cup	111
US Trials for World Competition	111
PreTrials	111
U.S. IBTF World Baton Twirling Championships and IBTF Nations Cup Selections	112
Contest Sanction Information	113
Classifications of Contests/Meets	113
General Sanction Rules/Instructions	113
Championship Event Forms	114

Section 1

General Information

History and Facts

The United States Twirling Association is dedicated to the development of the sport of baton twirling. It provides competitors, coaches, judges, parents, and contest personnel with an efficient competition format, twirling activities, and educational programs to support these activities.

The USTA was founded in 1958 as the first national twirling organization to be run democratically, and it remains the only twirling organization to elect its Executive Board of Directors through its membership. The seven-member board is elected by the Professional members who are 18 years of age and older, for a term of four years. Five members are elected, one from each sector. There are two members elected at large. Two additional advisory board members may be appointed by the board from time to time to serve as consultants and advisors for various issues and projects. They have no voting privileges and will change as needed. The Executive Board elects the board officers - president, vice president, and secretary/treasurer. The Executive Board hires the business manager and the leadership team of USTA. USTA state and regional councils are the support system for the organization on the state and regional levels. The Executive Board approves council by-laws, and the state/regional council members elect council officers.

The original founders of USTA are:

Bobbie Mae	Chicago, Illinois
John Kirkendall	Ypsilanti, Michigan
Nick Michalares	Bloomington, Indiana
Fred Miller	Dayton, Ohio
George Walbridge	Pompano Beach, Florida

INFORMATION, PROCEDURES, AND RULES

The first national convention was held in Chicago in 1957. The USTA sanctions national and regional conventions as determined by the Board of Directors. These conventions provide training classes and seminars for coaches and athletes in twirling and related areas such as dance, gymnastics, sports medicine, and sports psychology.

The first national competition was held in 1958 in Holland, Michigan. The location is rotated geographically to encourage participation by all members and to help develop twirling throughout the United States. This competition selects the U.S. National Champions in Solo, 2-Baton, 3- Baton, Strut, and Artistic Twirl. In addition, champions are selected in Duet, Artistic Twirl Pairs, and the National Collegiate Event. In 1984 the Festival of the Future, a competition for novice, beginner, and intermediate twirlers and teams was added to the National Championships, and the festival has become a most popular event for the twirling stars of the future.

Since July 2009, the membership meets annually for a General Assembly meeting at the National Championships. Sufficient notice of thirty (30) days or more of the General Assembly meeting shall be published in writing.

USTA, on even-numbered years, offers the U.S. Trials competition to select a team of competitors representing the United States into the World Baton Twirling Championships. USTA is the official representative of the United States to the World Baton Twirling Federation.

USTA was responsible for the addition of baton twirling to the Presidential Sports Fitness Program in 1993.

USTA has developed extensive and comprehensive professional training programs for member athletes, coaches, and judges.

Judges are certified and required to update and retest regularly.

Certification for coaches was developed in coordination with the judges' program.

USTA offers a complete system with logical, progressive skill development for teachers and coaches for training and educating athletes - *The USTA Competitive/Achievement System*.

USTA provides an informational and fun-filled e-magazine, "CATCH IT!" for its members and a website, www.ustwirling.com, where members may find all current information.

USTA is the leader in the field of sport baton twirling. Not only are all of the above accomplishments **FIRSTS** – but most also represent **ONLYS** too!

Philosophy

The United States Twirling Association exists for the development and promotion of the sport of baton twirling.

The foundation basis of all decisions and actions is based on the precept that twirling is a **TRUE SPORT**. The principles and priorities are defined as:

- Fair competitive structure
- Availability of recreational avenues
- Safety of the athlete
- Proper development of the athlete and professional through systemized teaching and testing programs based on the logical progression of skills, all of which service every segment of the twirling community.

We are committed to supporting and enforcing the goals and philosophies of the World Baton Twirling Federation.

We are dedicated to the nurturing of the science of baton twirling through research and development.

We recognize and accept the responsibility to initiate and lead through an emphasis on the development of innovative, challenging new programs.

We seek harmonious alliances with other twirling and sport organizations.

The business/administrative sector of the organization is structured to support and provide avenues and opportunities for growth and expansion.

We ascribe to and enforce the concept that high ethical and behavioral standards for athletes and professionals is vital to the proper psychological and social development of the individual, creating a safe and healthful environment in which to participate and which fosters growth, pride, and respect.

We thoroughly understand, acknowledge and pledge to provide each athlete with the following unqualified rights:

- Right to participate at a level commensurate with the athlete's maturity and ability
- Right to have ethical and qualified adult leadership
- Right to participate in a safe and healthy environment
- Right to proper preparation and training
- Right to equal opportunity to strive for success and reach her/his own unique potential
- Right to be treated with dignity and respect
- Right to have fun in our sport

We ascribe to the concept that setting and maintaining high standards of achievement is necessary to sustain the environment that supports, aids, guides. and fosters excellence and creativity.

Safety of the Athlete

The safety of the athlete is paramount! The United States Twirling Association wants to ensure the prevention of injury to the athlete in all situations including the following:

- Due to the floor surface or to any other potentially hazardous conditions of the competition area and practice areas.
- Due to improper or inadequate training
- Due to any other reason, internal or external, that is preventable by proper training, practicing, and appropriate supervision.

The United States Twirling Association acclaims that the safety of the athlete goes beyond proper training of movement in the gymnastic mode. It also includes all dance moves and other physical actions, as well as appropriate mental discipline.

Coaches, judges, athletes, parents, and contest personnel must recognize that there are risks inherent in every physical sport. The instrument of our sport, the baton, is potentially dangerous for athletes, coaches, parents, and spectators. The key is responsible education and rule enforcement by coaches, athletes, contest directors, judges, and parents.

It is the **COACH'S RESPONSIBILITY** to:

- Determine his/her own proficiency in coaching all potentially hazardous moves. The coach must be educated in moves for age and ability of the athlete. The coach must not teach demanding moves beyond his/her own training in each area.
- Not include movements of any type in an athlete's program that are beyond the conditioning, coordination, motor skills, physical abilities, and mental capabilities of that athlete.
- Alter an athlete's program or withdraw athlete from competition if the competition conditions or health reasons dictate to ensure the safety of the athlete.
- Educate the parents/guardians as to their responsibilities.
- Educate the athlete to his/her responsibilities to insure his/her own safety.
- CONTINUALLY update his/her own education.
- Recognize that if the athlete is in pain, the coach must inform the guardian, seek medical attention when necessary, and if necessary, cease any and all activity associated directly or indirectly with the pain.

It is the **PARENT'S/LEGAL GUARDIAN'S RESPONSIBILITY** to:

- Inform themselves of potentially hazardous moves, the prevention of injury, the guardian's supervision responsibilities, and the conditions in which an athlete can safely practice, train and perform.
- Inform themselves of equal development of athlete in strength and flexibility, training, physical and mental stamina, proper technique for each move, appropriate moves for age and ability of athlete.
- Inform themselves of proper duration and frequency of practice on potentially hazardous moves.
- Recognize that if the athlete is in pain, the guardian must inform the coach, seek medical attention when necessary, and if necessary, cease any and all activity associated directly or indirectly with the pain.

INFORMATION, PROCEDURES, AND RULES

- Ultimately make the final decision regarding the mental/physical condition of the athlete to participate.
- Inspect the conditions of the competition, practice, and adjacent areas prior to permitting their child/athlete to enter such areas and if not satisfied with the safety of the conditions presented, to a) suggest that the coach alter the child's/athlete's program if the conditions so dictate; b) insure that the child's/athlete's footwear is suitable for the conditions; and c) in the absence of no other alternative, prevent the child/athlete from being present where such objectionable conditions exist.
- Supervise the activities of the child/athlete to protect the safety of the child/athlete and the safety of others.
- In the event of injury to the child/athlete, assume all risk and liability for such injury. If the athlete is over 18 years of age, it is the duty of the athlete to assume all risk and liability for such injury.
- If the parent is unwilling to accept any of these duties, the parent shall not permit the child to be entered into competition.

It is the ATHLETE'S RESPONSIBILITY to:

- Practice properly and train and condition as instructed by the coach.
- Communicate with coach and guardians if he/she is injured or in pain and to inform coach/guardian of the decision to alter the program or withdraw from participation.
- Inform coach and guardian of his/her decision to alter his/her program or withdraw from participation when practice or competitive conditions are inappropriate for elements in his/her program.

It is the RESPONSIBILITY OF THE USTA ORGANIZATION to:

- Provide education regarding safety through educational programs and publications. Said education must be directed to all parties.
- Provide on-going safety information to all parties.

Sportsmanship/Code of Ethics

USTA's primary goals are the development and promotion of good sportsmanship during competition.

Consequences of Unsportsmanlike Behavior

Demonstrations of unsportsmanlike conduct and/or unethical behavior will not be tolerated at USTA-sanctioned competitions. All penalties will be in proportion to the behavioral display. Individual contestants, group competitors and spectators causing problems and disturbances will receive the following treatment.

LOCAL – Local contest director can suspend any person from their contest or contests.

STATE – State problems will be handled by the state council or state contest director with the council's approval. Inappropriate behavior can result in:

- Disqualification from future state competitions. Time proportional to behavior
- Retraction of state placement and awards
- Recommendations for action to the USTA Board of Directors if said behavior cannot be handled by the council, contest director or designated authority.

REGIONAL – Regional problems will be handled by the council or regional director. See *STATE*.

NATIONAL – The USTA Board of Directors will rule on any behavioral disturbance not handled by the judges' liaison or national competition director.

USTA Code of Ethics for Coaches/Judges

Purpose: to promote high standards of professional conduct.

This code is broad in scope and general in application. These prescribed rules of conduct generally apply to professional relationships and problems rather than to personal morality or the individual's non-professional pursuits.

Compliance is essentially voluntary. The Coaches and Judges Department directors are charged with the specific responsibility to investigate and pass judgment upon cases of alleged violation of this code. It should be noted, however, that the USTA Board of Directors are engaged in serious matters that cannot be resolved by the department directors. The USTA Coaches' and Judges' Departments support the USTA Board of Directors and encourage compliance.

General axioms of professional conduct

The coach's/judge's conduct should be such as will:

- keep him/her physically and mentally fit
- be a worthy example for students, contestants, and parents
- bring no reproach upon himself/herself
- bring no reproach upon the coaching or judging profession or USTA
- contribute harmony and mutual advantage in all professional relationships.

1) Conduct standards pertaining to coach/judge – athlete relationships

Character building is a direct result of all teaching and judgments; therefore, it is a primary responsibility of the USTA coach/judge. The USTA professional works with children at an impressionable age, when example is stronger than precept. A coach's/judge's efficiency, determined in part by his/her influence on athletes, depends not only on his/her coaching/judging skills, but also on his/her conduct and reputation outside the coaching situation.

a) Welfare of the athlete – The coach's/judge's paramount concern

All interactions, whether written, verbal, or demonstrative, should be protective of the athlete's self-esteem

b) Respect for the individuality of each athlete

The injunction to respect individual differences and to deal with each athlete according to his/her own performance and behavior is a matter of both ethics and methodology. It is a positive challenge to the coach/judge to relate to each child's individual performance when the task involves a mass of students/contestants in a single day of coaching/judging.

INFORMATION, PROCEDURES, AND RULES

c) Objectivity

Neither by word, deed, or attitude should the coach/judge impair the right of a child to fair and impartial treatment. There should be no trace of prejudice or preference because of style, background, previous accomplishments (or lack thereof), region, or associations. Each and every athlete must be taught/judged open-mindedly with consideration to the new, the old, and the unusual in material, technique, and styling.

d) Courtesy

The very nature of the coach-student or judge-athlete relationship and the nervous strain of coaching/judging and performing or competing are open invitations to petty tyranny and irritability. Therefore, a coach/judge is encouraged to show students/athletes the same courtesy expected of them.

e) Confidentiality

The coach/judge is obligated to hold inviolate all confidential information he/she has about a student/athlete, including those athletes who are current or former students.

f) Qualifying to judge an athlete

In ALL cases it shall be the responsibility and right of the judge and his/her alone, to disqualify himself/herself from judging a particular competitor. Such disqualification must take place prior to the start of the division in question and preferably prior to the beginning of the day's competition.

Reasons to Disqualify:

- Athlete is a relative or current or former student; there must be a waiting period of six months to one year following the termination of the coach-student relationship
- Emotional bond with athlete or with close relative of athlete
- Former commitment to an athlete so strong that the judge is unable to serve
- Conflict situation judge is unable to resolve or forget
- Anything positive or negative that will to any degree distract the judge from producing an unbiased placement for that athlete.

NOTE: An athlete is a judge's student by nature of his/her membership in the judge's team and/or corps. Judges may judge those contestants who have been camp/clinic students only.

It is unethical to refuse to judge a division that appears difficult to decide placement or a division that includes athletes that you think dislike your decisions, or whom you fear their reaction or their parents' reaction to your decision.

2) Conduct standards pertaining to relationships with associates

a) Solicitation of students

The USTA coach will never knowingly solicit the students of another coach, either by word or action.

INFORMATION, PROCEDURES, AND RULES

b) Protocol for changing coaches

When a student/parent from another coach indicates interest in a change of coach, and a lesson is scheduled, it is the responsibility of both the parent and the new coach to notify the former coach, prior to the actual lesson. It is the responsibility of the new coach to inform the parent that he/she must contact former coach and terminate the coach-student agreement prior to the lesson. This is a professional courtesy.

c) Sharing the coaching role

In the case of two or more coaches for one athlete, it is advised that the coaches and parent interface on the roles of each. Mutual benefit, clarity, and consistency for the athlete will then be maintained.

d) Policies

There are opportunities for coaches/judges to participate in the formulation of rules and in the evaluation and revision of them through the USTA Coaches' and Judges' Departments.

e) Mutual helpfulness

The sharing of advice, counsel, and idea exchange on methodology is to the mutual benefit of all parties and to the profession; exchange of information is obligatory.

f) Merit

The USTA coach/judge recognizes and appreciates the accomplishments of his/her professional peers.

Sincere respect generates positive relationships. Jealousy, selfishness, fraud, deception, and false claims for advancement interfere with positive interaction and are detrimental to the promotion of the profession, as well as the professional involved.

g) Non-interference

Intrusion by comment or action with the coaching/judging duties of a contracted coach/judge by another coach/judge is a distinct infraction of professional etiquette.

h) Confidentiality

Confidential correspondence or conversations, professional evaluation, personnel records, and all other confidential facts should be held inviolate by all coaches/judges.

i) Professional conflict management

Successful professional interaction dictates mutual respect throughout conflict or disagreement. Professional dignity, good name, influence, and honor of all should be maintained. Any attempt to resolve professional differences must occur at an appropriate time and place.

INFORMATION, PROCEDURES, AND RULES

j) Complaint procedure

When a situation occurs in which a coach disagrees with the methodology or conduct of another coach, these recommendations should be engaged:

- Approach the person directly with whom you disagree. Discuss in a private environment. Be open-minded, a good listener, and be specific in what you question. Do not prolong a discussion that is dead ended. Always try to conclude the discussion amicably, even if the problem is unresolved.
- When a serious ethical question remains unresolved after discussion, contact the current respective department directors and the USTA president. Complaint should be written concisely and with all pertinent information included.

3) Conduct standards pertaining to public relations

a) Cooperative relations with parents

The professionally minded coach/judge will seek to exercise patience and sincere courtesy in parent-coach/judge conferences. The coach/judge will promote understanding and full cooperation between the coaching profession and parents. The coach/judge will provide insight and knowledge of coaching/judging methods, terminology, or philosophy that will assist in greater understanding and goodwill.

b) Constructive, not destructive

It is the obligation of the coach/judge to provide warranted, constructive criticism of the profession that will lead to solutions.

c) Professional image

The coach/judge must set an example of professionalism.

4) Conduct standards in securing/terminating employment

a) Channels

It is permissible for a coach/judge to send a written resume and availability to state councils or potential employers or contest directors to secure coaching/judging positions.

b) Contracts

Written or verbal contracts require immediate response from the contracted coach/judge. Reply must accurately reflect the coach's/judge's availability and willingness to teach/judge the contracted event. Any and all contractual changes, without the express written approval of the coach/judge, null and voids the agreement. A contract must state date(s), day(s), location, fee, overtime fee or flat fee, transportation, lodging, meal arrangements and any unusual or additional agreement requirements. A contract must be signed by both parties.

INFORMATION, PROCEDURES, AND RULES

c) Wage by merit

Pay should be on the basis of professional merit and/or scheduled fees.

d) Contract release

Just as it is considered unethical for a contest director to offer a judging position and then retract the offer, so it is unethical for a coach/judge to fail to fulfill a contractual agreement, except due to a serious and exceptional emergency. Emergency situations requiring release from a contract warrant due notice and immediate notification of employer and if instructed by the employer, adequate substitute replacement. Additional financial burdens should not be borne by the employer due to coach's/judge's cancellation. Contractually stated fines for failure to fulfill should be paid immediately.

e) Coaching during contractual hire for judging

The coach will not engage in coaching activities during the contractual time of a competition at which a coach/judge has been hired to judge without the express permission of the contractor. This includes time that is covered as a result of making the trip to judge.

5) Standards of conduct in relation to the profession

a) Pride in the profession

The coach/judge should have sufficient pride in his/her profession so that he/she will not apologize for it, speak disparagingly of it, or fail to prepare adequately for his/her professional duties. The coach/judge should support and assist in raising the standards for entrance into the profession.

b) Pride in association affiliation

Professional integrity hinges upon affiliation with the United States Twirling Association, Inc. and its subsidiary organizations and endeavors. Loyalty to the association is imperative.

c) Self-improvement

It is the responsibility of all coaches/judges to remain alert to all forms of professional progress. Growth is essential. Reasonable participation is required in professional reading, related activities, commission contribution, travel, conferences, workshops, and seminars.

d) Professional improvement

Membership, promotion, and active participation in baton twirling organizations, local, state, regional, and national, are rightly expected of every professional coach/judge.

e) Professional status

INFORMATION, PROCEDURES, AND RULES

The coach/judge should actively work for such economic and social conditions as will permit coaches to render the best possible service. Adequate salaries, due respect, and reasonable working conditions are essential for an effective teaching/learning experience.

f) Decision-making

It is the primary responsibility of the USTA judge to render an honest, knowledgeable, unbiased decision, based on the competition day performance.

g) Commitment to decision

- The judge should not have to defend his/her decisions.
- The judge should always be able to justify the reasons behind his/her decisions.
- The judge must accept full responsibility for his/her decisions.

Failure to adhere to the USTA professional code of ethics could be just cause to forfeit professional membership or certification.

Section
2

General Competition Rules and Procedures

Local, state, regional and national competitions must follow the competition rules unless so noted. The USTA sanctions contests within the United States.

Membership

To compete in a USTA competition, an athlete or group must be a member of the United States Twirling Association. The rule applies to ALL athletes/groups competing in any event, sanctioned or unsanctioned (including rating events). Membership dues must be current and paid in advance of the competition. New memberships or renewals can be purchased by logging on to the USTA Member Portal.

A “Non-member” fee must be collected by a competition director from any athlete who does not possess a current membership (local, state, and regional contests only). **The fee is \$5.00 and is included on the entry form. This is for new athletes who would like to try USTA-sanctioned competitions, evaluation meets, and/or clinics. This membership can be used for all events except the CAS program. Non-member athletes may only use it for C through BII Compulsory and Movement Technique evaluations.**

Benefits:

Allows new athletes to participate in USTA sanctioned local, state, and regional competitions, evaluation meets, and/or clinics without an Athlete membership. A “Non-member” fee is not valid for PreTrials, Nationals and the Festival of the Future competition.

Limitations: Can only be used for one season (Sept. 1 – Aug. 31). This is monitored by USTA.

USTA memberships expire on Aug. 31 of each year, no matter when you apply.

For Participation in Individual/Pair/Duet Events

To satisfy the membership requirement for participation in an individual, pair, and/or duet event, an athlete may hold one of the following memberships:

- Athlete membership
- Family membership
- Professional membership
- Organization membership (this membership type may ONLY enter Group, Foundation Events, and Compulsories/Movement Technique through BII)

If a participant does not hold one of these membership types, they must pay a "Non-member fee" (local, state, and regional contests only)

Every competitor in an individual/pair/duet event at the National competition or any competition held in conjunction with the National competition must have an individual membership in his/her name. The Non-member fee will **not** satisfy the membership requirement at the National competition. An Organization membership will allow those athletes to enter Foundation Events.

For Participation in Group Events

A trio, team, corps, or artistic group may satisfy the membership requirement for participation in a group event in one of the following ways:

- Each individual in the trio/team/corps may have a membership in his/her name or pay the Non-member fee. The Non-member fee will not satisfy the membership requirement for the National competition or at a competition held in conjunction with the National competition.
- An organization may have an Organization membership. This is an umbrella membership that satisfies the membership requirement for all groups that are a part of that organization. A complete roster of the organization, including birth dates, addresses, emails, and phone numbers must be provided.
- An individual/pair athlete may not use an Organization membership to satisfy the membership requirement for participation in an individual event, except for Foundation Events. Effective Sept. 1, 2008, this membership type may enter Foundation Events in addition to any Team/Group events. Effective Sept. 1, 2019, this membership type may enter evaluations in Compulsories/Movement Technique, levels C through BII.

Age Eligibility

All athletes will compete in all USTA competitions at the age he/she will be on Aug. 31, 2024. This competition season starts on Sept. 1, 2023 and ends on Aug. 31, 2024.

Name Change Policy

Anyone requiring a name change must send the related document showing the legal name change (along with their CAS Book if involved in the CAS/Trials/PreTrials programs) to Member Services, which will place a name change label on the CAS Book and sign and date the label as official proof of USTA name change. This process will ensure all related USTA files are updated accordingly.

General Sanction Rules

1. The USTA contest director, as stated and approved on the sanction form, is the official representative of the United States Twirling Association and as such, is responsible to the USTA for the accurate enforcement of all USTA rules, regulations, and philosophy. USTA-sanctioned contests will use the current official USTA music, USTA score sheets, and USTA certified judges who are membership and seminar current.
2. Sanctioned events of the state, regional and national competitions will be used at all local USTA competitions. USTA may grant waivers for exceptions.

INFORMATION, PROCEDURES, AND RULES

3. Non-sanctioned events may be held at USTA sanctioned contests; however, these events must be clearly designated as non-sanctioned on the contest brochure. Rules and procedures for non-sanctioned events are at the discretion of the local contest director. The USTA music may be used for non-sanctioned events at a sanctioned contest; the USTA critique/score sheets may **not** be used for non-sanctioned events.
4. All events that receive a USTA contest sanction cannot mention, either explicitly or implicitly, any other twirling organization in its brochure, registration form, rules, or marketing materials.
 - Judges: Please make sure your judges hold a current Professional membership
 - USTA contest sanctions may only be submitted by a current USTA certified coach or judge. USTA contest directors must also be a current certified coach or judge.
 - Must clearly state on the front page of the event brochure or marketing materials that the event has been “sanctioned by the United States Twirling Association.” (Abbreviations cannot be used.)
 - The event as a whole must comply with all applicable USTA rules, regulations, policies, and procedures.
 - Any material misrepresentations or misstatements in the post-sanction submissions, (surcharges, non-member fees), may disqualify the sponsor of the event from obtaining future USTA sanctions.
 - All brochures/entry forms must be submitted online in a PDF format. Google Docs or Jot Forms will not be accepted.
 - Athletes must hold a USTA membership or pay the non-member fee even if they are only entering non-sanctioned events. The contest sponsor must also pay the USTA surcharge for those athletes.
5. USTA does **NOT** sanction all-trophy contests.
6. Classifications (proficiency levels) must be on the brochure.
7. USTA does not recognize fire baton contests and will not assume responsibility for such.
8. Admission may be charged at a contest. The amount charged will be determined by the contest director or sponsoring organization. Contestants will **NOT** be charged admission.
9. In the event that a contest is postponed due to weather conditions, no entry will be returned to contestants. Contest will be rescheduled with the approval of USTA.

INFORMATION, PROCEDURES, AND RULES

10. The contest director will pay a surcharge per athlete/group at each contest to USTA. The surcharge will be used for liability insurance coverage. The surcharge may be included in the contestant's entry fee or levied as an additional fee on the entry form. Surcharge is applied to all sanctioned and non-sanctioned events. The surcharge fee for local competitions is 50¢ per athlete/group. The surcharge for state and regional competitions is \$1.00 per individual, \$2.50 per team, and \$5.00 per corps.
11. Contest directors may apply for a Certificate of Insurance on the USTA Member Portal under Events and Courses.
12. Unauthorized use by individuals, groups, or councils of the official USTA contest music or official USTA score sheets, use of non-USTA licensed judges on sanctioned events, non-adherence to USTA rules and regulations or false claim of an official USTA contest sanction, or failure to secure appropriate waiver(s), or unlawful use of registered USTA logos will result in one or more of the following:
 - Upon review by the USTA Board of Directors and/or Member Services, future contest sanction(s) may be denied for a prescribed time. USTA will assume the continued USTA offerings of these programs.
 - Sanctions for other USTA events, such as USTA coach or judge certification workshops, may be denied for a prescribed time.
 - Continued unauthorized use of USTA sanctions, titles, music, score sheets, logos, or waivers will result in litigation against said individual, group, or council.

Sanctioned Events

The USTA sanctioned events are:

Essential Events

- Compulsories
- Movement Technique
- Short Program (Junior and Senior)

Foundation Events

- Basic – Novice, Beginner, Intermediate, Advanced
- Military – Novice, Beginner, Intermediate, Advanced
- Presentation – Novice, Beginner, Intermediate, Advanced
- Parade March – Novice, Beginner, Intermediate, Advanced

Championship Events

- Solo (Novice, Beginner, Intermediate, Advanced)
- 2-Baton (Novice, Beginner, Intermediate, Advanced)
- 3-Baton (Novice, Beginner, Intermediate [optional], Advanced)
- Strut (Novice, Beginner, Intermediate, Advanced)
- Artistic Twirl (Novice, Beginner, Intermediate [optional], Advanced)
- Duet (Novice, Beginner, Intermediate [optional], Advanced)
- Artistic Twirl Pairs (Novice, Beginner, Intermediate [optional], Advanced)

Group Events

- Twirl Teams (Novice, A, AA, AAA and Elite; content restrictions apply)
- Dance Twirl Teams (**Novice, A, AA, AAA, and Elite; content restrictions apply**)
- Trios (Beginner, Intermediate, [optional], Advanced)
- Parade Corps (one level)
- Entertainment Corps (Pri./Juv., Jr./Sr.)
- Show Teams (one level)
- Artistic Group (one level; content restrictions apply)

Other Events

- Collegiate Twirling Event (one level), Nationals only (optional for local, state, and regional competitions).
- Athlete of the Year (Juvenile, Junior, and Senior), national competition with regional qualifier.

All sanctioned events must be offered at USTA contests unless a waiver is submitted to USTA and approved in writing. Waivers are good only for the date requested and must be resubmitted each time a waiver is requested.

Music and Timing

1. The National Anthem of the United States will be played at the beginning of every USTA-sanctioned contest. If entries from foreign countries warrant, those countries' National Anthem(s) may be played following the "Star Spangled Banner."
2. All USTA-sanctioned contests must use the official USTA contest music and the current official USTA Artistic Twirl music.
3. Non-sanctioned events at a USTA contest may use the official USTA contest music.
4. The musical selections for all contests shall be as follows:

Official USTA 1:29 minute selection will be used for:

- Novice, Beginner, and Intermediate Solo
- All 2- and 3-Baton
- Novice, Beginner, and Intermediate Duet

Official USTA strut selection (1:10 min) will be used for:

- All Strut

Official USTA 1:44 minute selection will be used for:

- Advanced Solo
- Advanced Duet

Official USTA Artistic Twirl music will be used for all Artistic Twirl and Artistic Twirl Pairs

5. Timing for all events will begin on the first note or sound of the music and end on the last note or sound of music. The length of the musical selection will determine timing.
6. ALL music listed above can be downloaded by USTA members on the USTA Member Portal.

Competition Environment and Conditions

1. SMOKING, VAPING and E-CIGARETTES ARE PROHIBITED in the competition and practice areas at ALL USTA competitions.
2. Spectators and non-performing athletes are to stay clear of the competition floor while music is being played.
3. Judges' tables must be clear of spectators and athletes at ALL times.
4. USTA permits anyone to film, videotape, or photograph at any contest as long as it is NOT flash or any other lighting and NOT on the competition floor. Contest Director may make special exceptions for the media.
5. Three warm-up selections will be played for each event at ALL USTA competitions. Only the athletes in that event will warm up at that time. If a practice area is available or for twirl offs, three warm-up selections are not required, but are recommended for the athlete's benefit.
6. Athletes are to be given a minimum of three sets (six minutes) between performances on ALL Championship Events at all levels of competition (local, state, regional, and national). If the athlete signals that he/she is ready to perform before that elapsed time, he/she may do so. It must be the athlete's decision.
7. All participating athletes must have a minimum of 12 feet of space between them and the athlete on either side.
8. Athletes competing in tie-breaking, or championship twirl-offs will perform individually. Athletes will NOT be required to perform with all athletes on the floor simultaneously for twirl-offs.

Special Circumstances

1. Upon proper documentation to USTA, physically disabled contestants will be allowed appropriate aid during competition.
2. If requested, the contest will run a special lane for physically disabled athletes. It will be judged on a rating system. There will be no entry fees and all athletes will receive a Certificate of Achievement and a critique sheet. This does not exclude these athletes from competing in the regular competition if so desired. The USTA 1:29 minute solo selection is to be used.

Re-Competing

1. A competitor will be allowed to re-perform without penalty if his/her baton breaks during a competition performance.
2. A competitor will be allowed to re-perform if a baton ball or tip is lost during a competition performance. No penalty.
3. INTERFERENCE: If two performing athletes have contact to the extent that it disrupts either performance, or if outside interference should occur, the officiating judges are required to decide if these athletes will re-perform.
4. If an athlete is unable to complete a performance because of obstructions or any other unusual circumstance, that athlete will be allowed to re-compete at the discretion of the contest director. Officiating judge will be consulted.

Disqualification

This applies to all USTA competitions. Disqualification will result for any and all infractions of the following rules:

1. NO water, rosin, powder, or wax is to be used in the competition area.
2. Athletes must perform on assigned set number; performing on the wrong set number OR missing assigned set number will result in disqualification.
3. Unsportsmanlike conduct will result in disqualification; see Section on "Sportsmanship."
4. See Disqualification Rules for Groups in Group section.

NOTE: Obstruction will not be a reason for disqualification.

Use of Official USTA Score Sheets

1. Pens only are to be used on score sheets
2. USTA score sheets may NOT be used for non-sanctioned events.
3. Score sheets will be used for all levels of championship events at local competitions. Scores in these events will be flashed.
4. Score sheets are not used for the national competition and are optional at state and regional competitions.
5. Only USTA contest directors, authorized by current contest sanction approval, may reproduce USTA score sheets.

Scoring Process

1. The scoring process for all Championship Events is by flashcard on a 10-point scale utilizing hundredths (Olympic Scoring System). The judge assigns a numerical score to each athlete's performance immediately after it occurs and flashes said score.
2. Scoring is based on an athlete's proficiency. The subjective scoring process for Championship Events is as follows:

Technical Analysis, Composition Analysis, Performance Analysis, Estimated Demand Range, Final Analysis/Score. *(For further information regarding the Subjective Judging Process, see Appendix A)*

Ties on Local Level

1. Ties for first place must be broken by re-competing using the same judge.
2. Ties below first place will remain tied and one placement will be skipped. EX: after a second-place tie, the next place is fourth.

Tabulation for All Competitions

1. A copy of the results must be posted at every contest including local, state, regionals and Nationals. After tabulation is complete, a hard copy of the results should be posted on the wall of the gym or practice area.
2. Any error in Tabulation found and reported to the contest director within 24 hours will be officially corrected and the contestant placed in his/her proper place. If the said error is not reported within 24 hours, the contest results will stand as announced.
3. A first-place award must be given in all USTA sanctioned events regardless of number of entries.

Individual And Pair/Duet Events Age Divisions

Individual Events

Events which may be run with single or combined age groups:

- **Women's Solo, 2-Baton, 3-Baton, Strut, and Artistic Twirl, single age groups:**
0-6, 7, 8, 9, 10, 11, 12, 13, 14, 15, 16, 17, 18, 19, 20, 21, 22+
- **Women's' Solo, 2-Baton, 3-Baton, Strut, and Artistic Twirl combined age groups:**
Primary (0-9); Juvenile (10-13); Junior (14-17); Senior (18-21); Adult (22+)

Events with combined age groups only:

- **Men's Solo combined age groups:**
Primary (0-9); Juvenile (10-13); Junior (14-17); Senior (18-21); Adult (22+)

Duet Event

Age Divisions

- Primary (combined ages 0-18)
- Juvenile (combined ages 19-26)
- Junior (combined ages 27-34)
- Senior (combined ages 35+)

Artistic Twirl Pairs Event

Age Divisions

- Primary (combined ages 0-18)
- Juvenile (combined ages 19-26)
- Junior (combined ages 27-34)
- Senior (combined ages 35+)

Trio, Team, Corps and Artistic Group Events Age Divisions

Dance Twirl and Twirl Teams

- Tiny Tot – all members MUST be age 7 or under (This age division is offered in Dance Twirl Teams only and is optional at the local, state, and regional level. Tiny Tot is NOT offered in Twirl Teams or Trios).
- Primary – average age of 9.99 or under
- Juvenile – average age of 10.0-13.99; a group with an average age of less than 10.0 may choose to compete in the Juvenile division rather than the Primary division if at least one member is 10-13 years old.
- Junior – average age of 14.0-17.99; a group with an average age of less than 14.0 may choose to compete in the Junior division rather than the Primary or Juvenile division if at least one member is 14-17 years old.
- Senior – average age of 18.0 or over; a group with an average age of less than 18.0 may choose to compete in the Senior division rather than the Primary, Juvenile, or Junior divisions if at least one member is 18 years or older.

Refer to #1 under General Rules which apply to groups for procedures to establish average age. (Section 4 –page1)

Dance Twirl Teams who enter Novice, A and/or AA level of competition (if eligible), may not enter the AAA or Elite level of the competition.

If they enter more than one level of competition (for instance A and AA), then they must have at least a 50% membership change between the two teams.

Example: A team is qualified to enter the primary division. That team may not also enter the juvenile division unless 50% or more of the personnel changes and

- 1) the average age becomes 10.0-13.99 or
- 2) at least one member is of juvenile age.

Example: A team is qualified to enter the primary division. That team may not also enter the juvenile division unless % or more of the personnel changes and

- 1) the average age becomes 10.0-13.99 or
- 2) at least one member is of juvenile age.

Guidelines and examples of acceptable use of the 50% personnel change rule:

Team A: 8-person team x 50% = 4, so 4 members on this team cannot be on Team B
Team B: 6-person team x 50% = 3, so 3 members on this team cannot be on Team A

Team A: 6-person team x 50% = 3, so 3 members on this team cannot be on Team B
Team B: 4-person team x 50% = 2, so 2 members on this team cannot be on Team A

Example that is NOT acceptable use of the 50% personnel change rule:

Team A has 4 members and Team B has 6 members (of which all 4 are also on Team A).

Adding 2 new members to Team B does not constitute an acceptable 50% personnel change as Team A (4-member team) must have at least 2 member (50%) that is not on Team B (6-member team) and Team B (6-member team) must have at least 3 members (50%) that is not on Team A.

This rule is applicable for team changing age classifications from Primary/Juvenile/Junior/ Senior and does not restrict changing classification from small to large.

Twirling Teams may only compete in one age category and level unless there is a 50% or more change in team personnel.

Example: A team is qualified to enter Juvenile Novice Twirling Team. The team may not enter the Juvenile A Twirling Team category unless there is a 50% membership change.

Example: A team is qualified to enter Juvenile Novice Twirling Team. The team may not enter the Junior Novice Twirling Team category unless there is a 50% membership change.

Trios

Trios may only compete in one age category per event unless there is a 25% or more change in team personnel. A trio is qualified to enter the primary division, they may not also enter the juvenile division unless 25% or more of the personnel changes and

Entertainment Corps

For the Entertainment Corps, there are **two divisions** offered.

- **Primary/Juvenile –Average Age of 13.9 or younger**
- **Junior/Senior- Average age of 14.0 or older**

However, for the IBTF Championship, all members must be at least 12 years old as of December 31 of the competition year.

Auxiliary members must hold USTA membership.

Those parents/coaches who assist with setting up the background scenery, props, costume changes, etc. and do not perform as part of the Entertainment Corps are not considered auxiliary members and therefore do not require USTA memberships.

Parade Corps

For the Parade Corps, there is only one division offered. There is no age requirement for either auxiliary or twirling members. However, for the IBTF Championship, all members must be at least 12 years old as of December 31 of the competition year.

Auxiliary members must hold USTA membership.

Show Team

Determining the Age Division

The process of establishing a show team age division will be determined by the average age of the twirling members. Each group will have the option of competing in an older age division than its average age if there is at least one twirling member whose age is within that higher age division.

When the average age has a decimal digit, drop the decimal, and use only the number as the average age. Example: 14.9 = 14.0

Age Divisions

- **Primary Show Team** – average age of twirling members is 9.99 or under.
- **Juvenile Show Team** – average age of twirling members is 10.0 -13.99.
- **Junior Show Team** – average age of twirling members is 14.0 -17.99.
- **Senior Show Team** – average age of twirling members is 18.0+.

Auxiliary members' ages (all non-twirling members) – No age requirement. Ages of auxiliary members are not figured in the average age. Auxiliary members must hold USTA membership.

Those parents/coaches who assist with setting up the background scenery, props, costume changes, etc. and do not perform as part of the Show Team are not considered auxiliary members and therefore do not require USTA membership.

In order to compete in more than one age division, a show team must change at least 25% of its twirling members. See guidelines/examples above under Teams/Trios, section 2 page 9-10.

Determining the Size of your Show Team

Auxiliary members' (all non-twirling members) are not figured in the twirling member count that determines the size of the Show Team. Auxiliary members must however hold USTA membership.

Show Teams will be offered at the local, state and regional level only. Show Teams will not be offered at the national level.

Artistic Group

Age Divisions

There is no age limit for group members for USTA competition. However, for the IBTF Championship, all members must be at least 12 years old as of December 31 of the competition year.

Artistic Group Size

Artistic groups must have ten or more members.

USTA Competition Formats

National Competition Format and Finals Procedure

Qualifying Rounds

1. **Qualifying Round # 1** – Single age groups, Adult age division, Men’s Solo age divisions, Duet age divisions or Artistic Pairs age divisions with more than 40 competitors entered will begin competition at Qualifying Round #1.
 - a. All competitors will appear for Qualifying Round #1.
 - b. In case of no shows, the lane will run empty.
 - c. Contestants will not perform ahead of the assigned set number.
 - d. **The top 30 competitors will advance to Round #2.**
2. **Qualifying Round # 2** - Single age groups, Adult age division, Men’s Solo age divisions, Duet age divisions or Artistic Pairs age divisions with 21-40 competitors entered will begin competition at Qualifying Round #2, following the same procedures as Round #1.

The top 15 competitors will advance to Round #3.

3. **Qualifying Round # 3**– Single age groups, Adult age division, Men’s Solo age divisions, Duet age divisions or Artistic Pairs age divisions with 15-20 competitors entered will begin competition at Qualifying Round #3, following the same procedure as Round #2.

The top 7 competitors will advance to the Preliminary Round.

4. **No Qualifying Rounds:**

Single age groups, Adult age division, Men’s Solo age divisions, Duet age divisions or Artistic Pairs age divisions with **14 or less competitors entered** will begin at the Preliminary Round or Semi-Finals Round (if applicable) with no qualifying round.

5. All Qualifying Rounds are judged on the Qualifying Round Rating System (Q1 – Q25). See *Proficiency Scale in Appendix A*.
6. Ratings are flashed to the athlete and audience immediately following the performance.
7. Procedures regarding **TIES**: in **ALL** Qualifying Round competition, **ALL TIES** for last qualifying position will advance to the next round.
 - a. In the Qualifying Round # 3 those athletes who tie for seventh place will move to the Preliminary or Semi-Final Round (in 22+ categories); however, during this Preliminary or Semi-Final Round **ONLY 7 CONTESTANTS WILL BE PLACED**. Athletes who tie for 7th place this time will re-compete to break the tie, utilizing one or three judges and the Olympic Scoring System.
 - b. At the single age preliminary and combined age semi-final round level of competition ties for 1st and 2nd will be broken following the procedure above.

8. Two judges are used for all qualifying round competition.

Preliminary Round

- After the qualifying round procedure, competition begins with Single Age Preliminaries in Women's Solo, 2-Baton, 3-Baton, Strut, and Artistic Twirl. 0-6, 7, 8, 9, 10, 11, 12, 13, 14, 15, 16, 17, 18, 19, 20, 21. (The 22+ combined age begins at the semi-final round (see below).

7 places are awarded: 1st Place-National Championship Cup; 2-7 Places-National Championship Medal; 8th-15th Places-consolation medal; 16th and higher-participation ribbon

Semi-Final Round

- After the qualifying round procedure, competition begins with a combined age Semi-Final Round in the following events:

Women's Solo (Adult 22+), 2-Baton (Adult 22+), 3-Baton (Adult 22+), Strut (Adult 22+), and Artistic Twirl (Adult 22+); Men's Solo (Primary 0-9, Juvenile 10-13, Junior 14-17, Senior 18-21, Adult 22+);

Duet and Artistic Twirl Pairs (Primary 0-18, Juvenile 19- 26, Junior 27-34, Senior 35+);

7 places are awarded: 1st Place-National Championship Cup; 2-7 Places-National Championship Medallion; 8th-15th Places-consolation medal; 16th and higher-participation ribbon

- Following the Single Age Group Preliminary Round in Women's Solo, 2-Baton, 3-Baton, Strut, and Artistic Twirl, the top two Single Age Group Preliminary winners will advance to the next round of competition. This round of competition will be a combined age Semi-Final Round. It will occur following the preliminary round of competition.

8 places are awarded: 1st Place National Championship Cup; 2nd-8th place National Championship Medallion.

- Duet and Artistic Twirl Pairs finish competition with the Semi-Final Round. There is not an overall Grand Champion title awarded in these events.

Final Round

- The Finals will consist of the following:

For Women's Solo, Men's Solo, 2-Baton, 3-Baton, Strut, and Artistic Twirl:

The 1st and 2nd place winners in the Junior, Senior and Adult Combined Age Semi-Final rounds (maximum of 6 competitors only) will compete for one Overall Grand Champion title in each event.

NOTE: Primary athletes (0-9) and Juvenile athletes (10-13) will finish competition with the Semi-Final round. They do not advance to the Final Round to select the overall Grand Champion title in each event.

The events of Duet and Artistic Twirl Pairs finish competition with the Semi-Final round. There is not an overall Grand Champion title awarded in these events.

State and Regional Competition Format and Finals Procedure

States and Regions may:

- 1) Follow the National Competition Format or
- 2) Start all events at Combined Age Semi-Final Rounds or
- 3) Use a combination of some events starting at single age groups and others starting with combined age groups, depending on the number of entries to warrant. For example, a State or Region could decide to have Solo start with Single Age Group Preliminary Rounds and all other events start with Combined Age Semi-Final Rounds.

A particular event must maintain the same level of competition. (i.e., If an event begins with a combined age group Semi-Final, no one particular age group can be separated to compete at the single age group level.

Regardless of which format is used, all **qualifying rounds** follow the national format for the number of competitors entered and the number of competitors that move to the next round.

State and Regional Finals Procedure

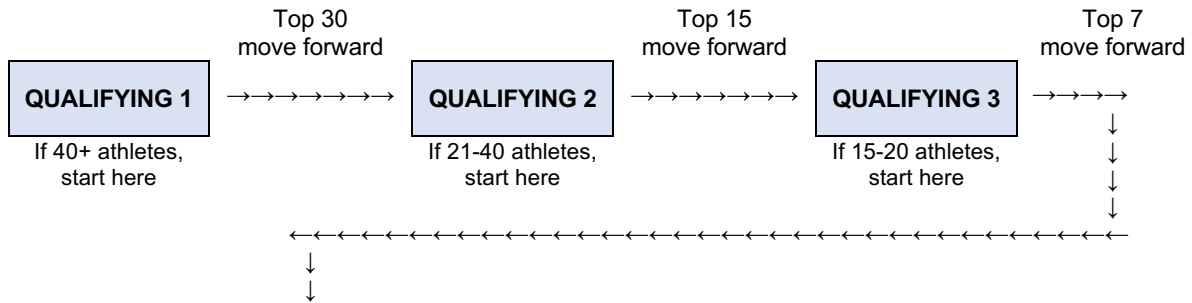
- Follow the current National format and select a Grand Champion for each event from the top two Junior, Senior and Adult athletes.
- Follow a Junior/Senior Grand Champion format.
- End the competition at the Semi-Final round and produce a Primary, Juvenile, Junior, Senior and Adult Semi-Final Champion.
- Select a Grand Champion in each event utilizing a method that works in the best interest for the athletes in your State/Region.

Local Format

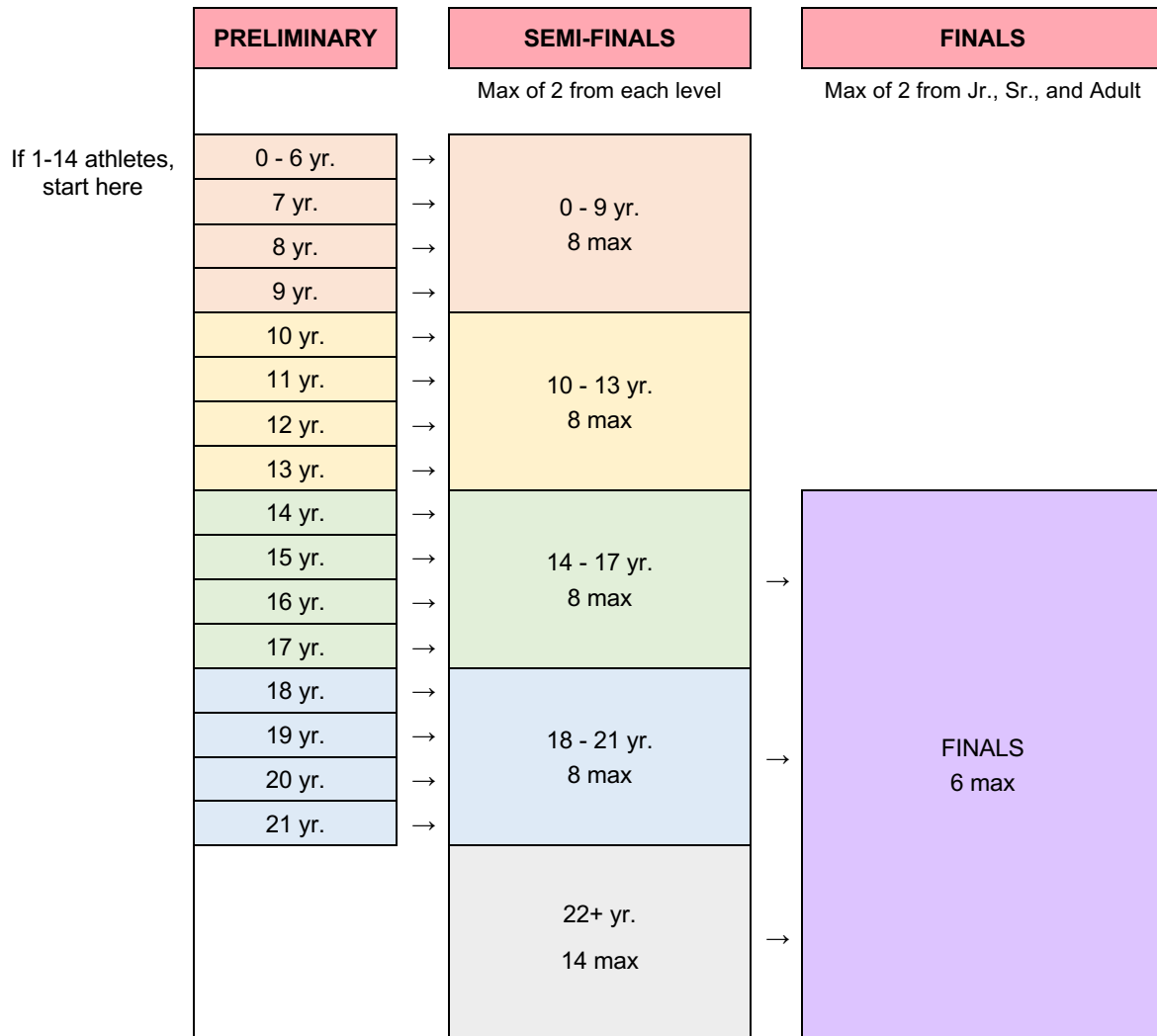
Competition begins with single age or combined age divisions. Competition directors have the right to combine or divide age groups as entries warrant.

MAP OF COMPETITION PROCEDURE FOR NATIONALS

QUALIFYING ROUNDS: If an event has more than 14 athletes

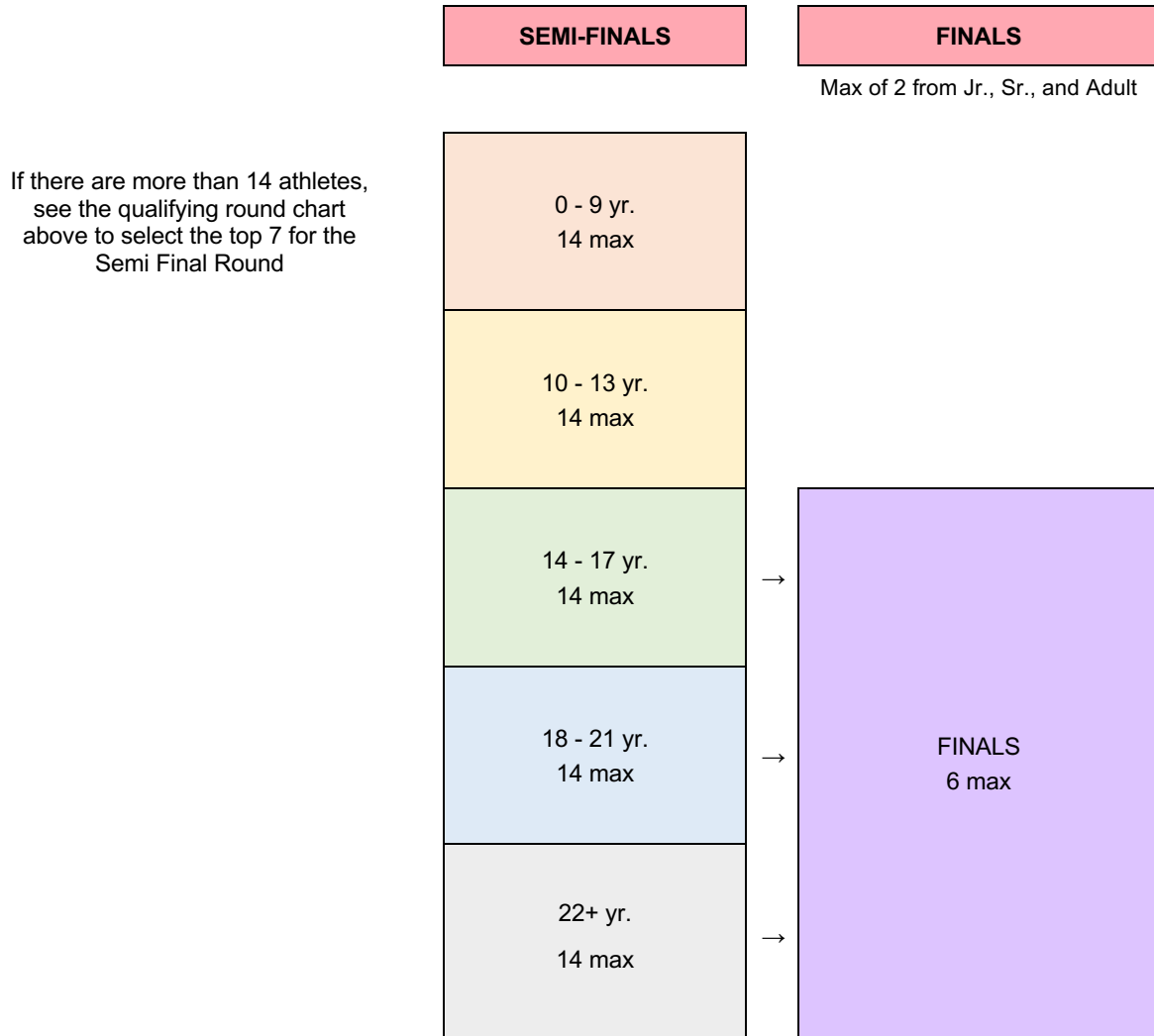


EVENT STARTS WITH SINGLE AGE CATEGORIES:



INFORMATION, PROCEDURES, AND RULES

EVENT STARTS WITH COMBINED AGE CATEGORIES:



Section 3

Individual Event Rules

Eligibility Rules for Individual Events

1. CLASSIFICATIONS (PROFICIENCY LEVELS) – Records to be maintained separately for each event.
 - NOVICE – A contestant who has won less than three (3) competitive first place awards in that event. When the third first place award is won, the contestant may no longer enter the Novice division in that event.
 - BEGINNER – A contestant who has won less than five (5) competitive first place awards in that event. When the fifth first place award is won, the contestant may no longer enter the Beginner division in that event.
 - INTERMEDIATE – A contestant who has won less than ten (10) competitive first place awards in that event. When the tenth first place award is won, the contestant may no longer enter the intermediate division in that event.
 - ADVANCED – A contestant who has won ten (10) or more competitive first place awards in a particular event.

First places won at any level of competition in an event count toward advancement in that event. (Example: an athlete who has won one first place in Novice Solo and four first places in Beginner Solo has won a total of five first places in Solo and must compete at the Intermediate level in Solo.) In advancing from one classification to the next (Beginner to Intermediate, etc.) USTA **DOES** recognize other twirling association wins in that respective event. The only exception is in the strut event, where the USTA **DOES NOT** recognize any other twirling association wins in the strut event.

INFORMATION, PROCEDURES, AND RULES

An athlete may only enter one level above their current classification/proficiency level. For instance, an athlete may only enter Novice and Beginner 2-Baton. They may NOT enter Novice, Beginner, and Intermediate 2-Baton. If an athlete chooses to compete at a higher level, they are still limited to enter two consecutive classifications (for example, Beginner and Intermediate, or Intermediate and Advanced). An athlete may not enter Beginner and Advanced. For those events in which the Intermediate level is optional (3-Baton, Artistic Twirl, Artistic Twirl Pairs and Duet), the athlete may enter both Beginner and Advanced if Intermediate is not offered as an event at that competition.

2. The above proficiency levels must be listed on the contest brochure within the Eligibility Rules. All competition awards, excluding school and studio awards, are counted towards a contestant's classification eligibility. Awards are counted towards the specific event of the win. Events are counted separately. A Twirl off win does not count as a first-place win towards advancement. However, finals win in a specific event is considered an eligible award and should be counted when determining an athlete's classification eligibility.
3. An Intermediate or Advanced competitor may NEVER compete in a lower classification than they are presently in, but a contestant may enter a higher classification (one level higher only). When the contestant has won the designated number of firsts for that event, the contestant must move up.
4. When counting first place awards to move from Novice to Beginner to Intermediate to Advanced, only COMPETITIVE firsts (at least one other person in competition) are counted.
5. An athlete must enter at the proficiency level attained by the entry deadline for said competition.

Example 1: The deadline for the state and open contest is April 1. An athlete is a Beginner at the time of the deadline. The athlete is eligible to enter the Beginner classification for this competition. If the athlete wins his/her fifth first place between the date of the deadline and the day of the contest, the athlete may still compete in the Beginner category.

Example 2: An Athlete enters competition as a Beginner on February 1. The deadline is February 15. The athlete wins their fifth first place on February 8. Athlete must notify the contest director immediately that he/she has moved to the Intermediate category.

6. Male and female competitors will compete in the same division, except in the ADVANCED SOLO division for the state, regional, and national competitions. MEN'S SOLO will be offered at the state, regional, and national levels.
7. Contest directors have the right to combine or divide age groups as entries warrant.
8. The Contest director has the privilege of demanding proof of age whenever questionable.
9. A winner of a state, regional, or national title is eligible to enter future state, regional, or national contests.

10. All athletes will compete in all USTA competitions at the age they will be on Aug. 31, 2024. This competition season starts on Sept. 1, 2023 and ends on Aug. 31, 2024.
11. RESIDENCY RULE: A competitor is considered a resident of that state which is recorded at the USTA Member Services Department and so noted on the competitor's USTA membership card. USTA members are required to submit a change of address notification to USTA Member Services when applicable. A competitor may enter ONLY one state competition and one regional competition in one year.

A pair may enter any state or regional contest in a state or region in which one of its members resides; however, a pair may only enter one state contest and one regional contest in a given year. Official residency of a member is the address on file at USTA Member Services Department.

12. An athlete must be a US citizen or legal resident to compete in a USTA state, regional, or national competition. An athlete must be a US citizen to compete in an international competition on behalf of USTA. Athletes may not compete in more than one state, regional, provincial or National Championships regardless of country. For citizens of other countries, an ARC/green card or similar official document showing residency can be submitted along with entry as proof of U.S. citizenship or U.S. residency status.
13. USTA teachers/coaches are not permitted to compete against their own students.
14. Effective 9/1/17, there are restrictions related to athletes wishing to serve as a judge or a coach during the same competition year. The policy applies to all competitions. Please refer to the "Athlete vs Judge vs Coach" Policy on the USTA Member Portal under Documents.
15. When a member owes funds to USTA and/or payments are delinquent, participation by that member will be prohibited until these debts have been satisfied.
16. Procedure for submitting a personnel/roster change for a group or pair:

It is permissible to make a change to your group or pair roster up to the time the group/pair takes the floor for competition at any level of competition (local, state, regional or national).

A NEW roster must be submitted PRIOR to taking the floor that includes group/pair name, group/pair division, number of athletes (for groups), athlete name, USTA ID number and date of birth for each member. Also summarize the changes that were made (for example: Sue Smith is replacing Jane Doe; Molly Jones is no longer on the roster, she is not being replaced, team member count changed from 8 to 7).

Substitutions/changes can only be made if they do not affect the group/pair age and the group size. For example, you cannot make a change that would involve changing from a large team to a small team.

Substitutions/changes can only be made with athletes who are already CURRENT USTA members. On the local, state, and regional level it would be permissible for the athlete to pay the Non-member fee. This option is not available at Nationals so

changes to rosters at a national event can only be made with athletes that were USTA members by the entry deadline.

In the case of an athlete becoming sick or injured AS the team is taking the floor, the group/pair director should notify the competition director immediately upon the group/pair exiting the floor and the new roster/summary of changes submitted at that time. This method of notification is only acceptable for an emergency that occurs minutes before a group/pair is to perform.

Not following the proper guidelines for submitting a roster change will result in the group/pair being disqualified.

Foundation Events

Basic Strut

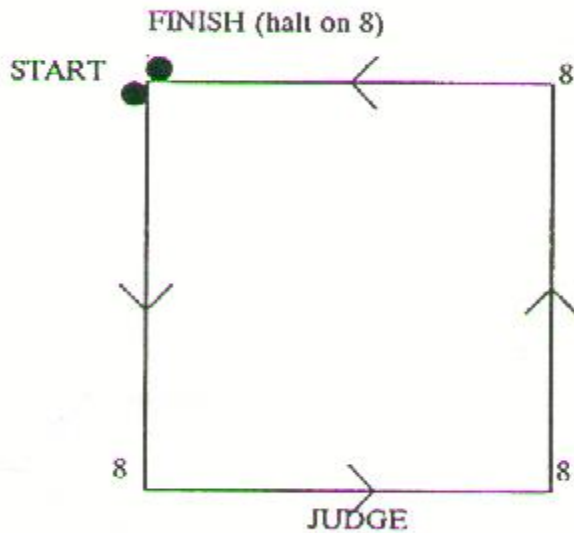
Concept Summary

A short routine designed in a square, marching in rhythm and hitting every beat of the music. This event is the base upon which the athlete begins to develop towards the Championship Event of Strut. It has a low level of demand and begins to develop basic rhythm and components of good posture.

General Rules

1. Performed in a square.
2. Performed to the Basic Strut music (40 counts).
3. Eight count introduction (athlete holds for introduction).
4. Thirty-two (32) counts long (8 counts to each side, executing a left flank on each count 8).
5. Baton may be cradled on arm or extended from arm with an arm swing.
6. Free hand may be positioned on hip or left swinging at side.

Floor Pattern



Parade March

Concept Summary

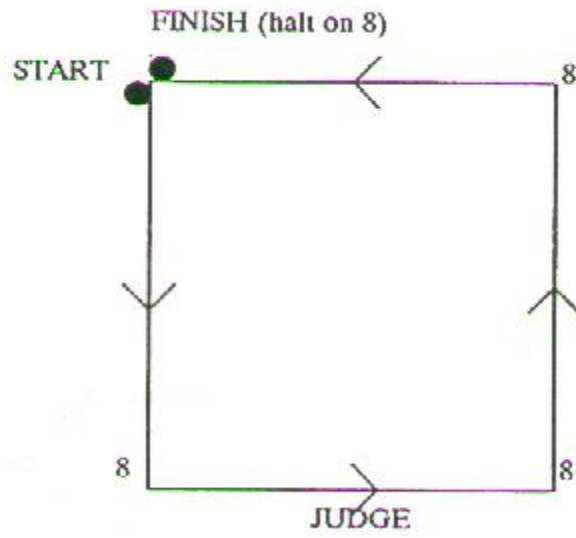
A short routine designed in a square, marching in rhythm and hitting every beat of the music. This event is a progressive component developing towards the Championship Event of Strut. It builds upon the level of demand of the Basic Strut event and continues to develop basic rhythm and components of good posture while adding the demand and coordination of twirling. This event introduces individual athletes to the beginning stages of baton and body blending while being “in step” as in the Strut event.

General Rules

1. Performed in a square.
2. Performed to the Basic Strut music (40 counts).
3. Eight count introduction (athlete holds for introduction).
4. Thirty-two (32) count long forward progression march beginning the second count of 8 (8 counts to each side, executing a left flank on each count 8).
5. Lower body must perform marching steps in step in the 1-2 or left, right pattern in step throughout the thirty-two (32) counts of forward progression movement (no spins, gymnastics or other lower body moves such as kicks or leaps shall be permitted).
6. Baton may be used in any mode and pattern of twirling.

Floor Pattern

Same as basic strut diagram



Military Strut

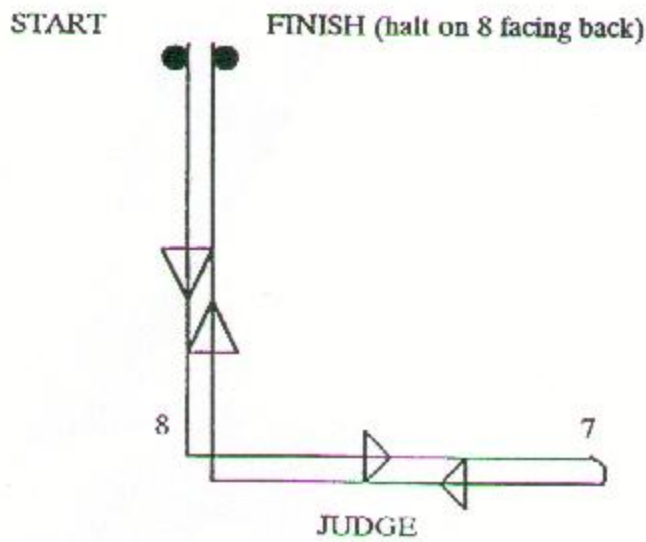
Concept Summary

Military is executed in a retraced "L" formation and is composed of marching steps combined with a military beat. It develops rhythm, good posture, and the coordination of arms and feet (legs)

General Rules

1. Formation is the retraced "L" formation. (L flank on first count 8, to the rear on second count 7, R flank on third count 7, halt on fourth count 8).
2. 8 count introduction.
3. Thirty-two (32) counts long.
4. Must use the same repetitive military beat with baton from beginning to end.

Floor Pattern



Presentation

Concept Summary

Presentation is a body dominant event with complimentary/enhancing baton work resulting in a fluid and expressive form of movement. Both body and baton demonstrate proper training and technique. Maximum amplitude of body work is the ultimate goal. It is executed to the first 40 counts of the strut music and should not be choreographed to be “in step”.

General Rules

1. Athlete begins in a pose of their choice.
2. Athlete presents an 8-count introduction.
3. Athlete performs to the Presentation portion (first 32 counts after introduction).
4. Display poses and movement aesthetically blended with baton handling.

Championships Events

See Appendix A for the Scoresheet used for Championship Events at local contests.

Solo

Concept Summary

The solo event is a baton dominant event comprised of a balanced representation of the 3 twirling modes: aerial, rolls, and contact material, all enhanced with body skills and simultaneous blending. It is the job of the choreographer to make sure the 3 modes are connected and demonstrate continuity and flow. The athlete should utilize performance qualities appropriate to solo.

Sanctioned Levels of Competition

- Novice
- Beginner
- Intermediate
- Advanced

Time Limits

- Novice, Beginner, and Intermediate – 1:29 minutes to the official USTA music effective 9/1/10.
- Advanced – 1:44 minutes to the official USTA music effective 9/1/10.

General Rules

- Athlete begins routine on first note of music. Entrance, exit, and salutes are optional.
- Athlete will perform routine in the allotted time.
- Timing begins on the first note of music and ends on last note of music. Judging will cease following the last note of the music.

2-Baton

Concept summary

2-Baton twirling is the continued and simultaneous manipulation of two batons by one person. It encompasses the balanced representation of the three modes: 2-Baton aerials, 2-Baton rolls, and 2-Baton contact material. Unique to multiple baton events is the interrelationship and intricacy created through the use of timing and coordination, multi-patterns/planes and opposition. The finished product should reflect the continuous movement and flow of both batons. The athlete should utilize performance skills appropriate for the 2-Baton event.

Sanctioned Levels of Competition

- Novice
- Beginner
- Intermediate
- Advanced

Time Limit

- 1:29 to the official USTA music for all levels (Novice, Beginner, Intermediate, and Advanced)
- Athlete begins routine on first note of music. Entrance, exit, and salutes are optional.
- Athlete will perform routine in the allotted time.
- Timing begins on the first note of music and ends on last note of music. Judging will cease following the last note of the music.

General Rules

- There is no deduction in score for stopping one baton while retrieving the other.

3-Baton

Concept Summary

3-Baton twirling is the continued and simultaneous manipulation of three batons by one person. It encompasses the balanced representation of 3-Baton aerials complimented with rolls and contact material. Unique to multiple baton events is the interrelationship and intricacy created through the use of timing and coordination, multi-patterns/planes and opposition. The finished product should reflect the continuous movement and flow of all three batons. The athlete should utilize performance skills appropriate for the 3-Baton event.

Sanctioned Levels of Competition

- Novice
- Beginner
- Intermediate (optional at Local, State, Regional level)
- Advanced

Time Limit

- 1:29 to the official USTA music for all levels (Novice, Beginner, Intermediate, and Advanced)
- Athlete begins routine on the first note of music. Entrance, exit, and salutes are optional.
- Athlete will perform routine in the allotted time.
- Timing begins on the first note of music and ends on the last note of music. Judging will cease following the last note of the music.

General Rules

There is no deduction in score for:

- Stopping batons while retrieving a dropped baton
- Use of non-standard patterns to facilitate the control and continuity necessary for this event.
- Intentional breaks

Strut

Concept Summary

Strut is a body dominant event with complimentary/enhancing baton work resulting in a fluid and expressive form of movement combined with the primary focus of the “in step” demand of the Forward Motion. Both body and baton demonstrate proper training and technique. Maximum amplitude of body work is the ultimate goal. It is performed to the strut music. Beauty, elegance, rhythm and the ability to travel while maintaining discipline to the beat of the music is paramount. Strut draws from many sources for its material; ballet, jazz, modern dance, gymnastics, ice skating, etc.

Strutting is comprised of:

- An **8-count** Introduction which sets the tone for the athlete’s performance.
- A **32-count** Presentation, consisting of material with both stationary and/or traveling complex moves and accessory material, with the emphasis on body. No rhythm requirements are demanded, and it is not performed “on the move” or “in step”. It will climax with the acknowledgement to the judge within the last 4 counts of 32 count segment.
- An **88-count** Forward Motion which hits every beat of the music “in step”. In this body dominated event, the emphasis is on the complimentary use of the baton to accent the use of bodywork and combinations that hit every beat. It should be designed to utilize the performance area with a complimentary, well-staged floor pattern.
- A **9-count** Ending statement which does not have to be choreographed in step; utilizing the final beat of the music as an acknowledgement.

Sanctioned Levels of Competition

- Novice
- Beginner
- Intermediate
- Advanced

Time Limit

1:10 minutes to the official USTA music for all levels (novice, beginner, intermediate, advanced). Timing and judging begins on the first note of the music and ends with the last note.

General Rules

1. In advancing from one classification to the next (novice to beginner to intermediate, etc.) the USTA does not recognize ANY OTHER TWIRLING ASSOCIATION wins in the strut event.

2. ORDER OF PERFORMANCE:

Athlete may start the eight (8) count introduction facing the front or back. Simple baton and body combinations are appropriate. Stationary and Traveling Complex moves are not acceptable. Ending acknowledgement should end facing front.

INFORMATION, PROCEDURES, AND RULES

Athlete executes a thirty-two (32) count Presentation similar to a “Freestyle” or “fanfare” with no restrictions in floor space, rhythm requirements, body, or baton moves, and which climaxes with an acknowledgement to the judge within the last four counts


Athlete executes an eighty-eight (88) count Forward Motion routine. This section must follow immediately after the Presentation. Floor pattern as desired with consideration to athletes in other lanes (see diagrams below). Anything moving forward in a line of direction starting with your left foot, hitting every beat of the music while alternating feet, will be accepted; keeping in mind that this section should capture the effect of stride in a line of direction. Hitting every beat of the music does not mean that a foot must necessarily leave the floor. However, there must be a shift of weight in some capacity (down and up, side to side, or back and forth). Some examples would be elevations, relevés, hops, jumps, pullbacks, etc. Any amount of weight on either foot determines hitting the beat. Stationary and traveling complex moves are acceptable as long as they hit every beat of the music.

Strut athletes shall NOT be expected to remain in step when retrieving a dropped baton.

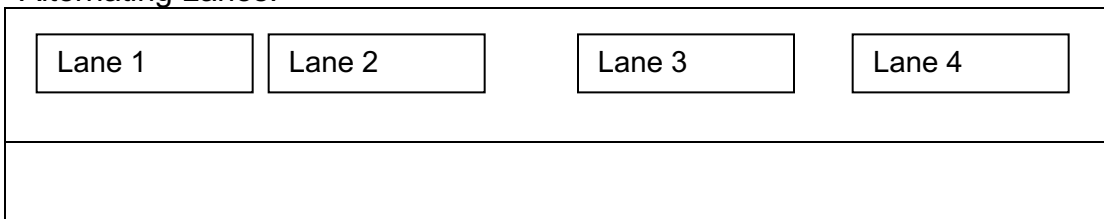
Strut athletes are NOT required to stay in step during the last nine (9) counts of the music.

3. Contest Director must ensure the safety of the athlete is of the utmost importance. Every athlete in this event will have a quarter of the gym to perform their program. Based on standard size gym dimensions 50x90. If that size is not available contest director should adjust lane set-up or number of lanes. Below diagrams are options for set-up.

Quad Diagram:



Alternating Lanes:



Artistic Twirl

Concept Summary

Artistic Twirl is a body dominant event which has dance choreography as its base. It is a combination of dance and baton movements that are correlated to the musical phrases, tempo, and rhythm of the current USTA Artistic Twirl selection. All dance movements and baton work must be executed with proper technique and appropriate performance qualities for Artistic Twirl. The simultaneous blending of body and baton will be demonstrated while displaying a broad base of skills. The ultimate goal of this event is that the dance choreography (without the baton) can stand alone.

Sanctioned Levels of Competition

- Novice
- Beginner
- Intermediate
- Advanced

Time Limit


Total time of Artistic Twirl will be whatever the current USTA Artistic Twirl music is. Timing and judging begins with the first note of music and ends with the last note. Starting position may be anywhere within the assigned lane.

General Rules

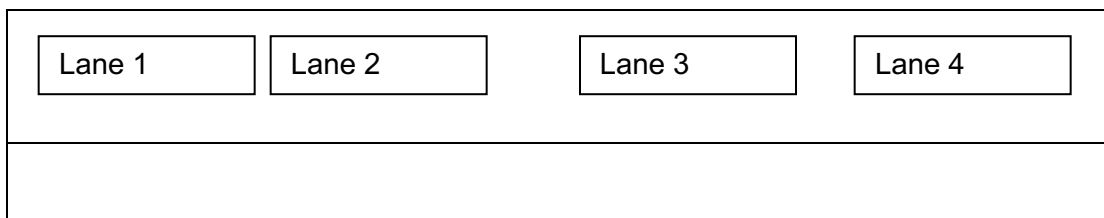
Athlete may use one standard baton as used in solo competition. Props such as canes, stools, etc., may not be used. Costume is not a prop. Any contestant using a prop will be disqualified.

The contest director must prioritize the safety of the athletes. Every athlete in this event will have at least a quarter of the gym floor (based on the standard gym dimensions of 50ft x 90ft) to perform their program. If that size is not available, the contest director should adjust the lane set-up or number of lanes. The diagrams below illustrate two lane set-up options.

Quad Diagram:



Alternating Lanes:



Duet

Concept Summary

Duet is a routine performed by two persons. A pair should perform as one with the same style and ability level and conforming to the standards of correct technique of body and baton. The choreography should include the same type of material as solo with the additional responsibilities of:

- Variety of exchange work
- Interaction and interrelationship of the members
- Precision and unison
- Staging, to include leveling, movement, and variety of positioning

Sanctioned Levels of Competition

- Novice
- Beginner
- Intermediate (optional at local contests)
- Advanced

Time Limit

- Novice, Beginner, Intermediate: 1:29 minutes to the official USTA music used for novice/beginning/Intermediate Solo
- Advanced: 1:44 minutes to the official USTA music used for Advanced Solo

General Rules

- Both members must hold current USTA membership.
- An individual shall be permitted to compete in more than one pair but may not compete against himself (in the same division).
- The use of additional batons, hoop, ribbon, fire baton, whips, pom poms, flags, lighted batons and banners will be cause for disqualification.
- Exchange tricks which involve one member holding both batons must be released immediately.

Artistic Twirl Pairs

Concept Summary

Artistic Twirl Pairs is a combination of dance and baton movements which are correlated to the musical phrases, tempo, and rhythm of the current USTA Artistic Twirl selection. A pair should perform as one with the same style and ability level. Pair members are expected to perform not only to the music and to the standards of correct technique, but also to each other, with performance qualities appropriate for Artistic Twirl. The choreography should exhibit simultaneous blending of baton and body, a broad base of skills, and a variety of exchanges. The ultimate goal of this event is that the dance choreography (without the baton) can stand alone, showing not just a dance performed by two people, but a dance with interaction and interrelationship.

Sanctioned Levels of Competition

- Novice
- Beginner
- Intermediate (optional at local contests)
- Advanced

Time Limit

Total time of Artistic Twirl Pairs will be whatever the current USTA Artistic Twirl music is. Timing and judging begins with the first note of music and ends with the last note. Starting position may be anywhere within the assigned quarter of the gym floor.

General Rules

Athletes may use one standard baton as used in solo competition. Props such as canes, stools may not be used. Costume is not a prop. Any contestant using a prop will be disqualified.

The event will be judged on the current USTA Scoresheet, utilizing the scoring scale for pairs.

One fourth (1/4) of the gym floor may be utilized for the pair performance.

Section 4

Group Event Rules

Group Events

The USTA group events are:

- Twirl Teams
- Dance Twirl Teams
- Trios
- Parade Corps
- Entertainment Corps
- Show Teams
- Artistic Groups

General Rules Which Apply to Group Events

1. The process of establishing a group's age division is by averaging the ages of the members. Each group will have the option of competing in the next older age division if there is at least one member whose age is within that higher age division.

Example: the average age of a team is 14.9, qualifying them for the junior category; however, one of the team members is 18. This team may choose to compete in the senior category rather than the junior category. *This rule is particularly beneficial to the group director who has more than one team averaging into the same age group. It gives the director the option of moving one group to an older age group and keeps the groups from competing against each other.*

When the average age has a decimal digit, drop the decimal and use only the number as the average age.

Examples: 8.5=8.0; 10.5=10.0; 7.3=7.0; 14.9=14.0

2. A group using amplified music will be allowed one re-start only in the following situations:

Mechanical failure due to:

- loss of electrical power
- mechanical breakdown or malfunction of sound equipment
- any recorded playback device failure
- any other mechanical malfunction outside the control of the coach and athlete
- In all cases the problem must be reported and request for re-start made immediately.

3. Twirl Teams and Dance Twirl Teams who choose to compete in both categories MUST adhere to the following regulations:
 - a. must compete with different routines, understanding that selected sections of choreography may be used in both routines (i.e.: 2-Baton or 3-Baton section, finger series, or rolls, etc.).
 - b. must utilize completely different songs/music selections

When entering local, state, regional and national competitions, the song/music selections MUST be listed on the entry form. Violation of this rule will result in disqualification by the competition director. This policy applies to local, state, regional and national competitions.

4. The timing of all groups will have a 10 second leeway before penalty is assessed.
5. An individual athlete may compete in more than one group per event (e.g., more than one Dance Twirl Team, more than one Twirl Team, more than one Show Team) as long as the two groups are not in the same age division. An athlete may never compete against themselves.
6. A **Twirl Team** and Dance Twirl team may only enter one level. For instance, a team may only enter **A** Dance Twirl team. If they choose to enter **A** and **AA** Dance Twirl team, **they must have a 50%-member change**. They may NOT enter **A**, **AA** and **AAA**.

Guidelines and examples of acceptable use of the 50% personnel change rule:

Team A: 8-person team x 50% = 4, so 4 members on this team cannot be on Team B

Team B: 6-person team x 50% = 3, so 3 members on this team cannot be on Team A

Team A: 6-person team x 50% = 3, so 3 members on this team cannot be on Team B

Team B: 4-person team x 50% = 2, so 2 members on this team cannot be on Team A

Example that is NOT acceptable use of the 25% personnel change rule:

Team A has 4 members and Team B has 6 members (of which all 4 are also on Team A).

Adding 2 new members to Team B does not constitute an acceptable 50% personnel change as Team A (4-member team) must have at least 2 member (50%) that is not on Team B (6-member team) and Team B (6-member team) must have at least 3 members (50%) that is not on Team A.

This rule is applicable for team changing age classifications from Primary/Juvenile/Junior/ Senior and does not restrict changing classification from small to large.

7. Disqualification - A group must have the minimum number of members out on the floor for the category it has entered. If a group has entered the large team category and only has 8 members competing, the team will be disqualified and can perform for critique only.

If the personnel of a group violate any of the rules regarding group personnel (i.e., an athlete competing in two teams in the same division), the group will be disqualified.

8. Residency - A group may enter any state or regional contest in a state or region in which one of its members resides; however, a group may only enter one state contest and one regional contest in a given year. Official residency of a member is the address on file at USTA Member Services Department.
9. Procedure for submitting a personnel/roster change for a group or pair:

It is permissible to make a change to your group or pair roster up to the time the group/pair takes the floor for competition at any level of competition (local, state, regional or national).

A NEW roster must be submitted PRIOR to taking the floor that includes group/pair name, group/pair division, number of athletes (for groups), athlete name, USTA ID number and date of birth for each member. Also summarize the changes that were made (for example: Sue Smith is replacing Jane Doe; Molly Jones is no longer on the roster, she is not being replaced, team member count changed from 8 to 7).

Substitutions/changes can only be made if they do not affect the group/pair age and the group size. For example, you cannot make a change that would involve changing from a large team to a small team.

Substitutions/changes can only be made with athletes who are already CURRENT USTA members. On the local, state, and regional level, it would be permissible for the athlete to be a non-member athlete. This option is not available at Nationals so changes to rosters at a national event can only be made with athletes that were USTA members by the entry deadline.

In the case of an athlete becoming sick or injured AS the group is taking the floor, the group/pair director should notify the competition director immediately upon the group/pair exiting the floor and the new roster/summary of changes submitted at that time. This method of notification is only acceptable for an emergency that occurs minutes before a group/pair is to perform.

Not following the proper guidelines for submitting a roster change will result in the group/pair being disqualified.

General Rules for Dance Twirl Teams, Twirl Teams and Trios

- Categories
 - Trio – 3 members
 - Small Team – 4-8 members
 - Large Team – 9 or more members
- Age Groups (see Section 2)
- Proficiency Levels – applicable for Trios
 - Beginner – a **trio** that has won less than 5 competitive first places
 - Intermediate – a **trio** that has won less than 10 competitive first places (This level is optional at local competitions.)
 - Advanced – a **trio** that has won 10 or more competitive first places
 - A competitive first is one in which the team is in competition with at least one other team.
 - In order to reclassify at a lower level, a team must change at least 25% of its members. See earlier in this section for 25% rule guidelines and examples.
- Proficiency Levels – applicable for Twirl Teams and **Dance Twirl Teams** (see Content Restriction chart in next section):
 - Novice, A, AA, AAA and Elite
 - Tiny Tot Dance Twirl Teams are only offered at the **Novice, A, and AA** Level of Competition.
- Teams in all classifications will use their own recorded music.
- Time Limits:
 - Dance Twirl Teams – 2:00-3:00 minutes with a 10 second leeway on timing penalty (1:50 minute-3:10 minute maximum)
 - Twirling Teams – 2:00-3:30 minutes with a 10 second leeway on timing penalty (1:50 minute – 3:40 minute maximum)
 - Trios – 2:00-3:00 minutes with a 10 second leeway on timing penalty (1:50 minute-3:10 minute maximum)

Timing begins with the first note of the music and ends with the last note of the music. (This includes any music used on the exit.) Entrance and exit music are optional.

- Salutes are optional.
- The floor boundary for all teams/trios is the size of a regulation size basketball court.
- A Team/Trio may begin anywhere on the floor and exit the floor in any direction. It is not necessary to cross an exit line. Entrance and exit counts are left to the discretion of the team.

INFORMATION, PROCEDURES, AND RULES

- An individual athlete may compete in more than one Dance Twirl Team, more than one Twirl Team or more than one Trio as long as the two teams/trios are not in the same division. An athlete may never compete against him/herself.
- Judging Criteria:
 - Content – 30 points
 - Precision and unison – 30 points
 - General effect – 40 points

See official score sheet for explanation of each caption.

For Trios - The only penalty consideration is over time or under time which will incur a 2.0 penalty deducted from each judge's score.

For Twirl Teams and **Dance Twirl Teams** - Penalty considerations are over/under time or content restrictions which both will incur a 2.0 penalty deducted from each judge's score.

- Dance Twirl Teams/Twirling Teams/Trios are judged by three judges who record their comments on a recording device and record their scores on the Official Team/Trio Score Sheet. At local, state, regional and national competitions, each judge evaluates the entire score sheet and records one total score at the bottom. Judges' comments are directed to the coach. The coach must determine whether he/she will play the judges' critiques for the athletes. Judge C does the official timing. At Nationals, a fourth judge may be used to do the official timing.

Note: Local contests may use one judge on a team/trio division if the size of the contest warrants it. In this case, the one judge must also watch for content restriction infractions for **Dance Twirl and** Twirl teams.

- Dance Twirl Team/Twirling Teams/Trio Tabulation
 - Upon the conclusion of the division, the tabulator assigns the placements for each judge.
 - The place points (the places each team/trio received) are then added.
 - Any majority of firsts will determine the first-place winner only. If there are no majorities of firsts, the lowest total place points determine the winner. The remaining teams/trios are placed according to place point total with the lowest total place points receiving the highest place.
 - When there is a tie in place points, revert back to the total numerical score of the judges (determined by adding the total score given by each judge). The higher total score determines the higher place. If a tie remains after following these steps, the teams/trios will remain tied. Exception: in state, regional, and national competition there cannot be a tie for first place. The tied teams would re-twirl to determine the winner.
 - Each team/trio will receive a recap sheet indicating the scores and placement of each team/trio in its division.

INFORMATION, PROCEDURES, AND RULES

- Teams/Trios in all classifications will only use one standard baton per team member. Additional batons will be considered props and will result in disqualification. *Note: Team/Trio routines can contain sections where some members will be twirling multiple batons; however, only one baton per member can be taken onto the floor.*

The use of props such as hoop, ribbons, whips, pompons, flags, lighted batons, banners or costuming which is removed will be cause for disqualification.

Twirl Teams

Concept Summary

A Twirl Team is a group whose entire performance is accompanied by music of their own preference. One major emphasis is synchronic twirling with simultaneous blending of baton and body. The routine is designed to encompass the major modes of twirling, exchanges, dance maneuvering and motion within the time allowed using the entire floor. Judges consider three captions: content, precision and unison, and general effect. Expectations include a roll section, demonstration of all aerial modes (spins, stationary complex, traveling complex as well as flat and vertical patterns), exchanges, multiple baton, a synchronic twirling section, form development, precision, unison, and general effect.

Philosophy Statement

The intent of this event is to present a minimum of four twirlers accompanied by music performing a show of synchronic twirling and body moves requiring mental discipline and physical stamina. The emphasis is on exchange work, team work, utilization of floor and space, precision and unison, and general effect.

Time Limit

- 2:00-3:30 minutes (plus 10 second leeway). Penalty for overtime or under time is a two-point deduction.

Content Restrictions

Coaches must utilize age classification (discussed in section 2.0) as well the Content Restrictions for Twirl Team to guide them in entering the correct classification. See the Content Restriction chart on the next page. The penalty for exceeding the content restriction is 2.0 points per infraction (deducted from the total score of each judge).

For example, if the proficiency level of the team is a 2-spin and their average age is 10.2, then the team would enter Juvenile A Twirl Team.

Age Divisions Offered

The following age divisions are offered in Twirl Team:

- Novice level: Primary, Juvenile, Junior and Senior
- A level: Primary, Juvenile, Junior and Senior
- AA level: Juvenile, Junior and Senior
- AAA level: Junior and Senior
- Elite level: Junior and Senior

Both Small and Large Twirl Teams are offered at each level. Team must have at least a 50% membership change to enter multiple levels.

National Championships

At the National Championships, the Novice, A, and AA level teams will compete at the Festival of the Future. The AAA and Elite teams will compete at the National Championships.

CONTENT RESTRICTION CHART FOR DANCE TWIRL & TWIRL TEAMS					
CATEGORY	NOVICE	A	AA	AAA	ELITE
Spins (Includes Interrupted Spins when interrupted with a MINOR body move)	<ul style="list-style-type: none"> 1 Spins Releases & Receptions: No Restrictions Baton or Body 	<ul style="list-style-type: none"> 1 -2 Spins Releases & Receptions: No Restrictions Baton or Body 	<ul style="list-style-type: none"> 1-3 Spins Releases & Receptions: No Restrictions Baton or Body 	<ul style="list-style-type: none"> 1-3 Spins Releases & Receptions: No Restrictions Baton or Body 4 Spins Releases & Receptions: Standard, No Restrictions on Body 	<ul style="list-style-type: none"> No Restrictions
Gymnastic Moves (Applicable to All Other Categories)	<ul style="list-style-type: none"> No aerial gymnastics 	<ul style="list-style-type: none"> No aerial gymnastics 	<ul style="list-style-type: none"> No aerial gymnastics 	<ul style="list-style-type: none"> Aerial cartwheels permitted Aerial cartwheels cannot be used in combination with any other body move or itself 	<ul style="list-style-type: none"> No Restrictions
Stationary Complex & Traveling Complex (Includes Interrupted Spins when interrupted with a Major Body Move)	<ul style="list-style-type: none"> None allowed 	<ul style="list-style-type: none"> Single Major Body Move under the toss Releases & Receptions: Releases/Receptions Standard, No Restrictions on Body No Double Element tricks 	<ul style="list-style-type: none"> Single Major Body Move with 1 spin under the toss Releases & Receptions: Releases/Receptions Standard, No Restrictions on Body No Double Element tricks 	<ul style="list-style-type: none"> Single Major Body Move with 2 spins under the toss Releases & Receptions: No Restrictions Baton or Body. Double Major Body Move is allowed under the toss either Stationary Complex or Traveling Complex. Releases & Receptions: No Restrictions Baton or Body. 	<ul style="list-style-type: none"> No Restrictions
Rolls	<ul style="list-style-type: none"> Single element rolls 	<ul style="list-style-type: none"> No continuous front neck rolls (with or without hands) No front neck figure 8's No monster rolls (partial or complete) 	<ul style="list-style-type: none"> No Restrictions 	<ul style="list-style-type: none"> No Restrictions 	<ul style="list-style-type: none"> No Restrictions
Contact Material	<ul style="list-style-type: none"> No Restrictions 	<ul style="list-style-type: none"> No Restrictions 	<ul style="list-style-type: none"> No Restrictions 	<ul style="list-style-type: none"> No Restrictions 	<ul style="list-style-type: none"> No Restrictions
Chart was amended in September 2019					

Dance Twirl Teams

Concept Summary

A Dance Twirl Team is a group whose performance should be rewarded for the development of staging, the blended baton and dance combinations performed in a seamless and artistic composition reflecting the musical soundtrack. The Dance Twirl team should vary from a traditional Twirl Team in that if the baton was removed, the choreography, progression, and body movements would still make sense as a complete routine.

One would not expect to see a contact or roll section without attributing dance and movement. Twirling/rolling in place without intricate movement would not be relevant to a dance twirl team. Aerial or stationary complex tricks will have an entrance and exit in the dance mode. These aerial movements would be musical and receive credit only if they are executed with proper baton and body technique and staged in an artistic manner.

One would not expect to see an extended multiple baton section in a Dance Twirl team unless bodywork and/or movement around the floor is incorporated and is musically inspired. Additionally, neither the choreographer nor the judging panel should deem it mandatory that a multiple baton section be incorporated into a Dance Twirl Team.

There can be a fourth mode of twirling used in a Dance Twirl Team which is the use of the "dead stick". This is an artistic shaping of the baton to the body that develops lines, brings out the character of the music and movement, and complements and enhances the choreography. Different and creative ways of holding the baton/s can amplify the bodywork and delivery of the choreographer's vision by providing movement from the dead stick back to fluid baton movement.

The judge's role in the evaluation should be to recognize and reward creative choreography in all genres of dance, ballet, jazz, contemporary, hip-hop, modern, and lyrical. The judging panel should reward the choreographer/athletes for a creative, challenging, and difficult movement that is performed technically clean and value the production even if they are unfamiliar with or dislike a certain style. A popular style or look of a routine should not inherently have more value.

Philosophy Statement

For coaches, choreographers, and judges, this philosophy will enforce proper criteria of the discipline to clearly distinguished between TWIRL TEAMS and DANCE TWIRL TEAMS by not having to include traditional elements that are both typical and expected in the TT event. An example of this would be the need to put standard spin tricks in the Dance Twirl Team that do not incorporate some form of dance either on the entrance or exit or within the spin itself. Choreographers should be rewarded for utilizing interesting dance moves under tosses as well as dance throughout the performance.

Time Limit

- 2:00-3:00 minutes (plus 10 second leeway). Penalty for overtime or under time is a two-point deduction.

Content Restrictions

Coaches must utilize age classification (discussed in section 2.0) as well the Content Restrictions for Dance Twirl Team to guide them in entering the correct classification. See the Content Restriction chart on the next page. The penalty for exceeding the content restriction is 2.0 points per infraction (deducted from the total score of each judge).

For example, if the proficiency level of the team is a 2-spin and their average age is 10.2, then the team would enter Juvenile A Dance Twirl Team.

Age Divisions Offered

The following age divisions are offered in Dance Twirl Team:

- Novice level: Tiny Tot, Primary, Juvenile, Junior and Senior
- A level: Tiny Tot, Primary, Juvenile, Junior and Senior
- AA level: Tiny Tot, Primary, Juvenile, Junior and Senior
- AAA level: Juvenile, Junior and Senior
- Elite level: Junior and Senior

Both Small and Large Dance Twirl Teams are offered at each level. Team must have at least a 50% membership change to enter multiple levels.

National Championships

- At the National Championships, the Novice, A, and AA level teams will compete at the Festival of the Future. The AAA and Elite teams will compete at the National Championships.

Trios

Concept Summary

A Trio is a group of three members whose routine is a blending of dance steps or series in combination with the baton, coordinated with the music. It must take into consideration the following:

- The floor designs using the rhythm and musical phrases
- Interpretation of music with simultaneous blending of baton and body
- Staging of the members
- Exchanges incorporated with dance steps and to accent the music
- Continuity where the dance twirl element should be continuous
- Change of pace in accordance with musical changes
- Unison and uniformity
- Technique of the entire group

It should include an interrelation of all elements – baton and dance as individual members and the group as one unit.

Philosophy Statement

The intent of this event is to provide an avenue for three members to compete where the major focus is on dance composition blended with baton. It is designed to display the dance skills of a group combined with the baton work. The benefit of participating in this event is to develop a group identity rather than placing the emphasis on the individual, and to encourage good sportsmanship.

Age Divisions

Trios are offered at Primary, Juvenile, Junior, and Senior divisions

Time Limit

- 2:00-3:00 minutes (plus 10 second leeway). Penalty for overtime or under time is a two-point deduction.

Entertainment Corps

Concept Summary

Entertainment Corps is a group event that is composed of ten or more twirling members. The Entertainment Corps must use props such as flags, rifles, hoops ribbons, etc. to create musical interpretation and visual effectiveness. Members' responsibilities include:

- Synchronic twirling
- Exchange work
- Team work
- Staging (utilization of floor, design patterns, creating pictures to music with all props including batons)
- Precision and unison of all members with all props including batons
- Creative handling of all equipment chosen to be used as props
- Musical interpretations with all equipment chosen as props

Skills developed include correct baton and body technique, continuity and form development, choreography with baton, uniformity of body position, speed in relation to music, teamwork, musical interpretation and visual musicality, utilization of time and space, mental and physical stamina, exchange execution, ambidexterity and recovery from error.

Emphasis is to be placed on precision and unison by all throughout the entire program.

Backdrops and scenery can be utilized but are not mandatory. All modes of twirling are permitted. The corps has two minutes to enter the floor and set up their equipment, and two minutes to exit the floor – this time includes the setup and removal of all equipment, props, scenery and backdrops. Backdrops and scenery may not exceed **5 ft** in height. The program is executed to music of the group's choosing.

Only **two** division of the Entertainment Corps is offered in competition. There is no age limit for auxiliary members and twirling members for USTA competition. However, for the IBTF Championship, all members must be at least 12 years old as of Dec. 31 of the competition year.

Age Divisions

Entertainment Corps are offered for two age divisions:

- **Primary/Juvenile- Average age of 13.9 or younger**
- **Junior/Senior- Average age of 14.0 or older**

Time Limit

- 3:00-5:00 minutes (plus 10 second leeway). Penalty for overtime or under time is a two-point deduction.

Competition Area

The competition area shall be the size of a regulation size basketball court. There will be a minimum of five feet of unobstructed space outside the boundary lines around the 50'x94' floor space for corps.

Requirements and Penalties

1. A corps must have the minimum number of twirling members. Penalty: disqualification.
2. A corps may not use any aid or equipment that leaves an effect or residue that will in any way delay or hinder the performance of another corps. Penalty: disqualification.
3. Timing begins with the first note of music or first step, whichever occurs first. Judging starts, even on members of units still behind the boundary lines. Timing ends with the last note of the music.
4. All corps will be given a 10 second leeway of allotted performance time.
5. Corps may start anywhere on the floor. Corps may finish anywhere on the floor. At the end of the performance the entire corps must cross the traditional finish line (the line to the judges' right). The corps has two minutes to exit the floor and remove their equipment after the last note of their music. Penalty: 2.0 points.
6. There are no boundary lines or boundary line penalties in Entertainment Corps.
7. Re-entry onto the floor after all members, including captains, have crossed the finish line shall be penalized 2.0 points.
8. Upon being announced, an Entertainment Corps has a maximum of two minutes to assemble for their performance. Penalty: 2.0 points.
9. After the exit a corps may not pass in review. Penalty: 2.0 points.

General Information

Judges will be required to record comments on a recording device for all USTA Entertainment Corps competitions. Entertainment Corps are judged by four judges, each scoring one of the following captions:

Twirling Content/Precision & Unison -	30 points	(Judge A)
Prop Content/Precision & Unison -	30 points	(Judge B)
General Effect -	40 points	(Judge C)
Penalties (to include timing penalties. No dropped baton or equipment penalties will be assessed.)		(Judge D)

Parade Corps

Concept Summary

Parade Corps must consist of a minimum of 10 twirlers, maintaining constant progressive directional movement throughout the entire performance. During the first 1 ½ minutes of the routine, there must be constant forward progressive line of direction with the floor pattern of the corps choice. During the last 1 ½ minutes, the corps may use the entire gym floor as long as the corps maintains drill movement in a progressive fashion within their program. (See Required Structure of Routine on next page for further information regarding forward progressional movement.)

Only one division of the Parade Corps is offered in competition. There is no age limit for team members for USTA competition. However, for the IBTF Championship, all members must be at least 12 years old as of December 31 of the competition year.

Auxiliary members must hold USTA membership.

Time Limit

- 2:00-4:00 minutes (plus 10 second leeway). Penalty for overtime or under time is a two-point deduction.

Competition Area

The competition area shall be the size of a regulation size basketball court. There will be a minimum of five feet of unobstructed space outside the boundary lines around the regulation floor space for corps.

Required Structure of Routine

1. Corps must enter from the judges' left and exit to the judges' right.
2. A Parade Corps may present a 16-count introduction with the music before stepping off into the forward progressional movement section of the routine. The 16-count introduction will be included in the required 2-minute timing of this section.
3. FIRST MINUTE AND HALF OF ROUTINE – must be constant forward progressional movement with the floor pattern of corps' choice incorporating strut, drill and twirl.

Explanation:

- **Forward:** meaning ahead, front, up front
- **Progression:** meaning advancement, continuance, furthestmost, headway, development
- **Movement:** meaning action, transit, change, motion.

This requirement applies to all members, including auxiliary units.

Types of moves which can be executed during forward progressional movement:

INFORMATION, PROCEDURES, AND RULES

- Any type of footwork or dance work combination that allows the group to continue moving forward in unison. It is possible to utilize half steps, step ball changes, pas de bourrée steps, step kicks, etc. in forward progressional movement. It is also possible to turn around and march or step backwards and still continue moving forward.
 - Although groups are not required to stay “in step” (meaning the necessity to hit the left/right beat of the music, continuously throughout the routine), when standard marching procedure is utilized, it is proper procedure to step on the left foot on the odd counts of the beat and the right foot on the even counts of the beat.
 - Drill design work should be constructed in a manner which allows all members of the group to continuously advance forward.
 - If spins or stationary complex tricks are executed with correct technique, it is not possible to move forward; therefore, these types of moves should not be incorporated into the forward progressional movement section of the routine.
 - Exchange work may be choreographed into this section as long as it does not inhibit forward progressional movement.
4. DURING THE SECOND HALF OF THE ROUTINE [1 1/2 MINUTE] – the corps may use the entire gym floor as long as the corps maintains drill movement in a progressive fashion within their program. Parade corps may execute multiple spins and stationary complex moves. Immediately upon completion of the multiple spin or complex move, the parade corps must step off on the correct count and resume forward motion in step to the beat of the music. (The second 1.5 minute).

Requirements and Penalties

1. A parade corps must have a minimum of 10 twirling members. Penalty: disqualification.
2. A parade corps may not use any aid or equipment that leaves an effect or residue that will in any way delay or hinder the performance of another corps. Penalty: disqualification.
3. Upon being announced, a parade corps has a maximum of two minutes to assemble for their performance. Penalty: .0 points.
4. Timing begins with the first note of the music or first step, whichever occurs first. Judging starts as timing begins, even on members who have not crossed the starting line. Timing ends when the last person crosses the finish line, including the captains, drum majors, etc.
5. Parade corps must enter from the judges' left. That includes all of the area to the left of the center line on the 50'x94' floor area. No member can begin the routine on or across the center line. Improper entrance penalty: 2.0 points.
6. Floor pattern of parade corps is open. There is no required floor pattern of any sort, as long as forward progressive directional movement is maintained.
7. Parade corps members may not re-enter onto the competition floor after exiting. Penalty for re-entry: 2.0 points.

INFORMATION, PROCEDURES, AND RULES

- 8. Parade corps members are not required to stay within boundary lines during performance. There will be no penalty assessed for members stepping on or across boundary lines.
- 9. Parade corps may NOT “Pass in review”. Penalty: 2.0 points.

General Information

Judges will be required to record comments on a recording device for all USTA Parade Corps competitions. Parade Corps are judged by three judges, each scoring one of the following captions:

Strutting and Twirling with General Directional Progress	(30 points)	Judge A
Drill Design with Progressional Movement	(30 points)	Judge B
General Effect	(40 points)	Judge C
Penalties (Judge A, B or C may be assigned this task)		Judge D

Show Teams

Concept Summary

A Show Team is a group event that has a theme using props and possibly a back drop. The Show Team must use props such as flags, rifles, hoops, ribbons, etc. to create musical interpretation and visual effectiveness. Props may not exceed 5 ft in height. Members' responsibilities include:

- Synchronic twirling
- Exchange work
- Team work
- Staging (utilization of floor, design patterns, creating pictures to music with all props including batons)
- Precision and unison of all members with all props including batons
- Creative handling of all equipment chosen to be used as props
- Musical interpretations with all equipment chosen as props

Skills developed include correct baton and body technique, continuity and form development, choreography with baton, uniformity of body position, speed in relation to music, teamwork, musical interpretation and visual musicality, utilization of time and space, mental and physical stamina, exchange execution, ambidexterity and recovery from error.

Emphasis is to be placed on precision and unison by all throughout the entire program.

Show Teams will be offered at the local, state and regional level only. Show Teams will not be offered at the national level.

Classification of Show Teams and Time Limits

Primary Show Team (Small and Large)	2-3 minutes
Juvenile Show Team (Small and Large)	2-3 minutes
Junior Show Team (Small and Large)	2-3 minutes
Senior Show Team (Small and Large)	2-3 minutes

The Show Team has 1:00 minute maximum to set up and 0:30 tear down.

Definitions of Classifications

- **Show Teams** – Small: 4-8 members, Large: 9+ members

Determining the Age Division

The process of establishing a show teams' age division will be determined by the average age of the twirling members. Each group will have the option of competing in an older age division than its average age if there is at least one twirling member whose age is within that higher age division.

When the average age has a decimal digit, drop the decimal and use only the number as the average age. Example: 14.99 = 14.0

Age Divisions (see Section 2)

Determining the Size of your Show Team

Auxiliary members' (all non-twirling members) are not figured in the twirling member count that determines the size of the Show Team. Auxiliary members must however hold USTA membership.

Competition Area

The competition area shall be the size of a regulation size basketball court. There will be a minimum of five feet of unobstructed space outside the boundary lines around the regulation floor space for show teams. No full back drops allowed (meaning that back drops would not be as elaborate as Show Corps back drops, also understanding that show teams only have one minute to assemble and 30 seconds to exit the floor and remove their equipment).

Requirements and Penalties

1. An individual is permitted to compete in more than one show team as long as he/she does not compete in the same division (i.e., where the member is put in the position of competing against himself/herself).
2. A Show Team may not use any aid or equipment that leaves an effect or residue that will in any way delay or hinder the performance of another team. Penalty: disqualification.
3. Timing begins with the first note of music. Timing ends with the last note of the music.
4. All show teams will be given a 10 second leeway of allotted performance time.
5. Show Teams may start anywhere on the floor. Show Teams may finish anywhere on the floor. The Show Team has 30 seconds to exit the floor and remove their equipment after the last note of their music. Penalty: 2.0 points.
6. There are no boundary lines or boundary line penalties in Show Team.
7. Upon being announced, a Show Team has a maximum of one minute to assemble for their performance. Penalty: 2.0 points.

General Information

Judges will be required to record comments on a recording device for all USTA Show Team competitions. Show Teams are judged by three judges, each scoring the entire sheet:

Twirling Content/Precision & Unison -	30 points	
Prop Content/Precision & Unison -	30 points	
General Effect -	40 points	
Penalties (to include timing penalties. No dropped baton or equipment penalties will be assessed.)		

Artistic Groups

Concept Summary

In Artistic Group, the ultimate effect of perfection and clarity is paramount. This is achieved by utilizing common, mastered skills among all athletes within a program that is an architectural composition highlighting forms, pictures, patterns, and transitional movement. These priorities produce a visual effect that is reflective of the soundtrack and may (but not required) even encompass a theme, character, or storyline.

In Artistic Group, it is not expected that all modes of twirling will be equally demonstrated as they are in Team. In Artistic Group, the skill set should be totally consistent and mastered among all members. This will encourage more participation of athletes with limited achieved skills and give the coach/choreographer the freedom of working toward this concept without the pressure of having to include criteria that is expected in the Team event. The depth of material and skills is not the emphasis as it is in Team. The use of the baton within the various modes will only serve to complement and enhance the production without interfering with the ultimate goal of pristine perfection and clarity. Risk, as we know it, is not a factor for success in the Artistic Group event. An impressive sense of unity must be emphasized that produces a clean and visual appeal. To all viewers, a sense of entertainment should be conveyed.

There is no age limit for group members for USTA competition. However, for the IBTF Championship, all members must be at least 12 years old as of Dec. 31 of the competition year.

Classification of Artistic Groups and Time Limits

One level	3:00-3:30 minutes with ten second leeway (2:50-3:40)
-----------	--

Classification

- **Artistic Groups** – 10 or more members (no upper limit)
- Content restriction will apply for the Artistic Group event; see chart below.
- The Artistic Group may consist of members of both sexes, if so desired

The content restriction will allow coaches and judges to focus on general effect, choreography, and precision.

Competition Area

The competition area shall be the size of a regulation size basketball court. There will be a minimum of five feet of unobstructed space outside the boundary lines around the regulation floor space. o back drops allowed.

Requirements and Penalties

1. Timing begins with the first note or sound of music whichever comes first. Timing ends with the last note or sound of the music whichever comes last.
2. All artistic groups will be given a 10 second leeway of allotted performance time.
3. Artistic Groups may start anywhere on the competition floor. Artistic groups may finish anywhere on the competition floor.

Content Restriction Penalties

The following penalties deducted for including material that is more than the written restrictions above shall be assessed for each illegal element:

Artistic Group will receive a 10-point penalty (for each infraction).

Content Restriction Chart for Artistic Group

CATEGORY	One Level Only
Spins	<ul style="list-style-type: none"> ● 1 spin <ul style="list-style-type: none"> Baton Releases No Restrictions Reception No Restrictions Body Releases No Restrictions Reception No Restrictions ● 2 Spins <ul style="list-style-type: none"> Baton Standard Release Standard Reception Body No Restrictions
Aerial Gymnastic	<ul style="list-style-type: none"> ● Not allowed with or without toss
Stationary Complex & Traveling Complex	<ul style="list-style-type: none"> ● Single major body move under the toss <ul style="list-style-type: none"> Baton Standard Release Standard Reception Body No Restrictions
Double Element Tricks	<ul style="list-style-type: none"> ● Not Allowed under the toss
Rolls	<ul style="list-style-type: none"> ● No continuous front neck rolls (with or without hands) ● No front neck figure 8's ● No monster rolls (partial or complete)
Contact Material	<ul style="list-style-type: none"> ● No Restrictions

General Information

Judges will be required to record comments on a recording device for all USTA Artistic Groups competitions.

Judging at Local Competitions

Artistic Group can be judged by one judge for all captions and one judge for penalties/content restriction.

Tabulating Artistic Group

Artistic Group is scored by separate judging panels in four captions to determine an average score for each caption and then shall receive one total score out of a possible ONE HUNDRED by combining the average score of each caption less any penalties incurred.

Example Tabulation Layout

NEW GROUP TABULATION SYSTEM																		
International Cup:	# of judges:	2 judges		# of judges:	2 judges		# of judges:	2 judges		# of judges:	2 judges		# of judges:	2 judges				
National or Continental:	# of judges:	1 judge		# of judges:	1 judge		# of judges:	1 judge		# of judges:	1 judge		# of judges:	1 judge				
NAME OF GROUP	GENERAL EFFECT			CHOREOGRAPHY & DESIGN			BATON			BODY			TOTAL	LESS PENALTIES			FINAL	
	JUDGE A	JUDGE B	AVERAGE	JUDGE C	JUDGE D	AVERAGE	JUDGE E	JUDGE F	AVERAGE	JUDGE E	JUDGE F	AVERAGE	NUMERICAL	TIMING	CONTENT RESTRICTIONS	TOTAL	NET	FINAL
	40 PTS.	40 PTS.	SCORE	30 PTS.	30 PTS.	SCORE	15 PTS.	15 PTS.	SCORE	15 PTS.	15 PTS.	SCORE	SCORE	5 PTS.	10 PTS.	PENALTIES	SCORE	PLACE
GROUP 1	40.0	38.0	39.0	24.0	22.0	23.0	12.0	10.0	11.0	14.0	12.0	13.0	86.0	-5.0	0.0	-5.0	81.0	2
GROUP 2	38.0	35.0	36.5	26.0	27.0	26.5	13.0	13.0	13.0	13.0	11.0	11.5	87.5	0.0	0.0	0.0	87.5	1
GROUP 3	36.0	36.0	36.0	28.0	25.0	26.5	14.0	12.0	13.0	14.0	13.0	13.5	89.0	0.0	-10.0	-10.0	79.0	3
GROUP 4	34.0	32.0	33.0	23.0	21.0	22.0	10.0	9.0	9.5	15.0	10.0	12.5	77.0	0.0	0.0	0.0	77.0	4
NOTES:																		
JUDGE E & F JUDGE BOTH THE BATON & BODY CAPTIONS																		
6 JUDGES +2 PENALTIES JUDGE X JUNIOR																		
6 JUDGES +2 PENALTIES JUDGE X SENIOR																		
IF THERE ARE TWO JUDGES USED FOR DROPS THE AVERAGE DROP PENALTY IS RECORDED																		
IF THERE ARE NOT ENOUGH JUDGES AVAILABLE 1 JUDGE MAY BE USED PER CAPTION																		
3 JUDGES = 1 PENALTY JUDGE																		
CONTENT RESTRICTION JUDGE MAY BE ONE OF THE PENALTY JUDGES IF THERE ARE NOT ENOUGH JUDGES AVAILABLE																		
SW - Sept. 2015																		

TIES IN THE ARTISTIC GROUP EVENT:

If there is a tie in the Total Net Score, use the following procedure:

- a) in preliminary round, all Artistic Groups tied in the last advancing position advance to the next round
- b) in final rounds, ties for any position other than first remain unbroken.
Ties below first place will remain tied and one placement will be skipped.

Example: after a second-place tie, the next place is fourth.

- c) in final rounds, all Artistic Groups tied for first place must re-compete for a panel of five judges to determine first and second place

Section 5

Other Events

Collegiate Twirling Event

Concept Summary

The collegiate twirling discipline is performed by any individual, enrolled and matriculating in a college or university (undergraduate or graduate). The athlete will use one or multiple batons (only standard batons can be used – no flags, knives, streamers, hoops, etc.) to the university fight song and a musical selection of the athlete's choice. The collegiate twirling discipline should reflect the type of material utilized on the field by displaying worthwhile use of twirling to enhance the band, musicality, movement across the field/competition floor, and presentation to the audience for the purpose of entertaining communication.

Sanctioned Levels of Competition

- One level of competition will be offered for the collegiate twirling discipline.
- Time limit: 2:00-2:30 minute routine with a ten second (:10) leeway on either end (1:50-2:40) set to the college/university fight song and a musical selection of the athlete's choice.
- A judge will be appointed to perform the official timing during the performance. Timing is from the first note of music to the last note of music.
- **Penalty of 0.5 for undertime/overtime and 1.0 penalty per drop which is taken off each judge's score.**
- Scoring is out of 100 points. A flat score based on a maximum 100 points.
- The music will be provided by the primary coach as a digital file.
- The digital file must be the appropriate file type and be labeled according to the instructions provided by the contest director.

Time Limit

- 2:00-2:30 minute routine with a ten second (:10) leeway on either end (1:50-2:40) set to the college/university fight song and a musical selection of the athlete's choice.
- A judge will be appointed to perform the official timing during the performance. Timing is from the first note of music to the last note of music.
- Penalty of 0.5 for undertime/overtime.
- The music will be provided by the primary coach as a digital file according to the instructions provided by the contest director.
 - The digital file must be the appropriate file type and be named according to the instructions provided by the contest director.
- Each athlete should have a “back-up” readily available.

General Rules

- The athlete may use one or multiple batons. No props or backdrops may be used during the performance.
- The contestant will utilize the competition floor area of 50 feet by 90 feet.

At the local, state, and regional level:

- This event will be offered at local, state and regional competitions and is evaluative only. Verbal critiques will be provided.
- This event is open to all athletes who are attending a college, university, or professional school and are furthering their education. This event is also open to high school seniors intending to enroll at a college, university, or professional school in the upcoming academic year.

At the National Level:

- Athlete must be enrolled and matriculating in a college or university (undergraduate or graduate). An athlete that has graduated high school and will be attending college or university during the calendar year may compete.
- This event is open to all athletes who are attending a college, university, or professional school and are furthering their education.
- The athlete must show proof of enrollment (ex: official or unofficial transcript, copy of schedule) or acceptance letter in order to be eligible to compete. This must be received by the specified deadline.
- This competition is for U.S. citizens only. Exceptions are in the Alien Policy Section 3 of the Rule Book
- One division will be offered with men and women competing against each other.
- Depending on the number of entries, competitors may be divided into two groups.
- A random draw will be used to determine the order of appearance.

INFORMATION, PROCEDURES, AND RULES

- A finals round will be held. The number of finalists will be determined by the number of competitors.
- Verbal critiques will be provided for the first round only.
- If there is only one round of competition, verbal critiques will be provided in that round.

Athlete of the Year Event

Concept Summary

The Athlete of the Year event is a two-stage, multi-disciplinary competition, which begins with a regional qualifier competition and culminates in the U.S. National Athlete of the Year competition at the National Championships. For the Athlete of the Year competition, participants will compete in the Solo, Strut, and 2-Baton events. The Beginner and Intermediate-level athletes who progress to the national competition will also write and submit an essay response to a given essay question. The Advanced-level athletes who progress to the national competition will participate in an in-person interview. The National Athlete of the Year competition will reward three (3) athletes per level (Beginner, Intermediate, and Advanced) in the Juvenile, Junior, and Senior age divisions.

Sanctioned Levels of Competition

- Beginner - Athletes will compete to attain the title “Athlete of the Year.”
- Intermediate - Athletes will compete to attain the title “Athlete of the Year.”
- Advanced - Athletes will compete to attain the title “Athlete of the Year.”

General Rules

Regional Qualifiers

- At each regional competition, there will be one (1) round of competition for each of the three events (Solo, Strut, and 2-Baton) where the top three (3) qualifying athletes will advance to the U.S. National Championships. Athletes may only enter the region in which they live and compete.
- Regional directors will determine the schedule for this particular event. Once established, the schedule is not subject to change. The only exception to this is if a change is mandated by the Technical Department. In the event that a region cannot host their competition for any reason, the Technical Department will determine the relocation of that Qualifier.

Eligibility

- All athletes who are current members of USTA may participate in the categories listed below. Division is based on athletes’ SOLO level and USTA win eligibility. Athlete of the Year is open to both male and female athletes, who will compete in one division (i.e., male and female will compete against each other).
- Athletes can only win a U.S. National division title ONE TIME (Ex: one time as a Beginner Juvenile and one time as a Beginner Junior, or one time as a Beginner Juvenile and one time as an Intermediate Juvenile). Therefore, winners of the U.S. National Athlete of the Year titles are not eligible to re-enter the same level and age division that they have already won, and must either enter the next higher level, or wait until they are eligible for the next age division.

Age Determination

- Athletes will compete at the age they are on August 31 of each competition season – as per the USTA rule.
- Juvenile Division - (minimum age of 9 - maximum age of 12)
 - Beginner - 5 or less first place wins
 - Intermediate - 10 or less first place wins
 - Advanced – Open
- Junior Division - (minimum age of 13 - maximum age of 17)
 - Beginner - 5 or less first place wins
 - Intermediate - 10 or less first place wins
 - Advanced – Open
- Senior Division (minimum age of 18 - no maximum)
 - Beginner - 5 or less first place wins
 - Intermediate - 10 or less first place wins
 - Advanced – Open

Performance Requirements for Athletes

- Athlete level (Beginner, Intermediate, or Advanced) is determined by their achievement in the Solo event only.
- Athletes will compete in three (3) competitive events (Solo, Strut, and 2-Baton).
- The top three (3) qualifying Beginner and Intermediate athletes will write and submit an essay response to a given essay question. All regional qualifiers will receive the essay question after the last regional competition and before the National Championships.
- Advanced qualifying athletes will participate in an in-person interview, which will take place at the U.S. National Athlete of the Year competition. Interviews will be coordinated by the Technical Department.

Costuming

- All athletes must wear a costume of their own choice appropriate to each of the three events.

Intent to Compete Form

- All athletes who qualify at their region, to advance to the U.S. National Athlete of the Year competition, must submit an Intent to Compete form.
- The U.S. National Athlete of the Year Intent to Compete form will be given to qualifying athletes at the conclusion of the Athlete of the Year regional competition.
- The Intent to Compete form must be completed and submitted at the completion of the qualifier competition. They will not be accepted by fax, mail, email, or any other delivery method. No fees are due with the form.
- If, for any reason, a qualifier relinquishes his/her placement, or does not intend to compete at the U.S. National Athlete of the Year, the next highest-placed athlete would then be given the position and would need to complete the Intent to Compete or “Intent to Not Compete” form.

Injury Policy

- In the event of an injury or withdrawal after the regional competition: The Athlete who is withdrawing from the competition is required to complete the “Intent to Not Compete” form.

INFORMATION, PROCEDURES, AND RULES

- If an athlete withdraws prior to the competition because of illness, injury, or another acceptable cause, that placement will be filled by the next highest-placed athlete from their region. The cutoff for any replacement/substitution of an advanced athlete is 72 hours prior to the start of the competition. The cutoff for Beginner and Intermediate athletes is the date for submitting the essay. Deadlines will NOT be altered to address any change in athletes.

Entry Process

- Entry forms for regional Athlete of the Year qualifiers are online only. Entries must be filled out on the USTA Member Portal and submitted on or before the specified deadline date. Mail, phone, or faxed entries will not be available or accepted.

U.S. National Athlete of the Year

- There will be one (1) round of competition for each of the three events (Solo, Strut, and 2-Baton).
- Beginner and Intermediate athletes must submit their essay response by the stated date. Failure to do so will result in a score of zero for the essay portion of the competition.
- Advanced athletes will participate in an in-person interview. Time and location will be determined by the Technical Department.
- A warm up suit of the athlete's choice is the required attire for the interview.
- A maximum of 15 athletes will compete in each division at Nationals.
- Athletes can only win a U.S. National division title ONE TIME (Ex: one time as a Beginner Juvenile and one time as a Beginner Junior, or one time as a Beginner Juvenile and one time as an Intermediate Juvenile). Therefore, winners of the U.S. National Athlete of the Year titles are not eligible to re-enter the same level and age division that they have already won, and must either enter the next higher level, or wait until they are eligible for the next age division.

Section 6

Competitive Achievement System

The Competitive/Achievement System is a progressive skill development system, organized into a series of levels of achievement and competition. With its establishment and incorporation into the competition structure, USTA became the first twirling organization to join the ranks of other competitive sports such as gymnastics, where advancement is based upon proficiency and achievement of skills rather than first place “wins”.

The Competitive/Achievement System is a great teaching tool and has been incorporated into the USTA competitive structure as an alternate form of competition for 1) lower-level athletes who wish to be evaluated rather than compete and 2) for athletes who wish to progress to higher levels of competition through skill development and proficiency rather than advancing from beginner to intermediate to advanced by counting first place wins.

The Competitive/Achievement System is optional, not required, for participants in USTA competitions. USTA athletes may choose:

- to participate in both the Competitive/Achievement System events and the traditional (Beginner, Intermediate, Advanced) events
- to participate in only Competitive/Achievement System events
- not to participate in the Competitive/Achievement System events at all

The basic principles and rules and procedures of the Competitive/Achievement System are outlined in the following pages. For more detailed information, contact USTA.

Major Concepts

1. Emphasis on basic technique
2. Self-achievement based on a series of short-term goals that lead to long term accomplishments and increase the longevity of twirling lifespan. Athletes focus on achievement rather than a competitive situation resulting in higher self-esteem.
3. Logical progression for teaching twirling skills
4. Positive reinforcement for teaching twirling skills
5. It is a rewarding system for all athletes because:
 - athletes are not forced into a competitive situation before they are ready
 - they are rewarded for achievement
 - they may advance at their own rate of speed
 - they are able to set realistic short range and long-range goals
 - they are not pressured into attempting moves before they are ready, thereby minimizing safety hazards, promoting the importance of proper technique, and helping to develop a more positive self-image for the athlete
 - and, very importantly, they are learning the twirling skills necessary to be able to successfully participate in any twirling situation, from parades to contests and from show twirling to international competition.

Major Goals

1. To lend more credibility to the sport of baton twirling in the eyes of the public, the media, and members of our own twirling community
2. To bridge the gap logically from the novice to the elite level athlete
3. To create a better understanding of the necessity for proper technique and the mastering of essential twirling skills
4. To blend athletes, coaches, judges, and parents into a harmonious relationship by which all learn to appreciate the same qualities, perceive their priorities, and enjoy the twirling experience based on a foundation of mutual trust, agreement, and respect
5. To provide a more informative and supportive training ground for coaches and judges
6. To create a safer and more positive environment in which our athletes may participate and which will serve to develop higher self-esteem and maintain a healthy perspective towards competition.

General Rules and Procedures

1. The USTA has become the only twirling organization in the United States to join the ranks of all the major sports in providing their members with a system of progressive skill development organized into a series of levels of achievement and competition.
2. All athletes who are members of USTA are eligible to participate in the Competitive/Achievement System. Membership is required for participants at all levels, including the C level (effective 9/1/14). The Non-member fee option does satisfy this membership requirement.
3. It is recommended that athletes purchase an official USTA Athlete's Achievement Record Book when starting the C level. However, a Record Card on which the evaluator will record the results of the evaluation can be used for Level C only.
4. After passing to the Class B level, each athlete will be required to obtain an Official USTA Achievement Record Book in which the results of subsequent evaluations of the Essentials Events from B through Elite will be certified. This will serve as a permanent record of the athlete's status.
5. All results recorded on Record Cards must be transferred to the Achievement Book. This may only be done by any judge who is certified to evaluate compulsories. Date and signature for the transfer of records is required. Record cards should not be discarded. They should be kept by the athlete or coach for verification if needed. It is suggested that all record cards be stapled to the back of the athlete's Achievement Book.
6. Evaluations may only be done by USTA judges (licensed evaluators) who are authorized to endorse the Record Cards/Achievement Books, certifying the athlete's evaluation of any Essentials Events and/or validating their advancement to the next higher classification.
7. Athletes will be validated in one of the following classifications: C – B – BI – BII – A – AA – AAA – Elite.
8. Athletes will be evaluated in the Essentials Events (Compulsories and Movement Technique) separately.
9. Athletes may progress at their own pace in each of the Essentials Events (i.e., athlete's status may be Class AA in Compulsories and Class AAA in Movement Technique.)
10. Short Program participation is limited to those athletes who have achieved Elite status through the CAS program. The Juvenile/Junior division athletes perform only the Required Elements, while the Senior and Adult athletes perform both the Required Elements and Accessory Material.
11. Athletes are evaluated and certified by licensed evaluators in the following ranges: Training Range I, Training Range II, Pass Range, Graduate Range, and Honors Range.

INFORMATION, PROCEDURES, AND RULES

12. An athlete may only attempt to pass two levels of Compulsories and Movement Technique per competition/clinic.
13. Once an athlete has reached the “Passing” Range in any Essentials Event, he/she may progress forward to the next classification in that Essentials Event. The athlete may, at the same time, continue to achieve “Graduate” or “Honors” in lower classification in that Essentials Event.
14. Athletes must be certified in each Essentials Event in chronological order (i.e., C Compulsories followed by B Compulsories followed by BI Compulsories, etc.). They may not skip from B Compulsories to AA Compulsories.
15. Athletes must bring the Achievement Book to the competition to have the evaluator validate his/her evaluation. If an athlete loses his/her achievement book or record card, any evaluations that are not on file at the USTA Member Services Office are no longer valid and must be re-done. All evaluations must be officially documented by a judge certified to evaluate compulsories in an Achievement Book or must be on file at USTA or the evaluations must be re-done.
16. Athletes must also bring the Achievement Book to the competition/meet to have the evaluator validate his/her evaluation. Without the book, the athlete will **NOT** be evaluated. The athlete will receive comments only and will not be evaluated and/or receive a range summary.
17. Athlete’s official classification must be entered in the Achievement Book by a licensed evaluator on the appropriate page of the Achievement Book. A copy of this page must be sent to the competition director when entering a meet.
18. If the Achievement Book is lost, the athlete must notify the USTA Member Services Department to purchase a new Achievement Book which will be sent validated with all records officially entered. If USTA cannot locate and validate an athlete’s records in the CAS database, the athlete must complete and pass the missing levels again.
19. Policy for reinstatement after absence from the activity: athlete will resume participation on the level of his/her last official classification.

Performance Procedures

Each Athlete Will Be Evaluated Separately

1. Athlete reports to designated lane at specified time/set number
2. Licensed evaluator indicates "ready"
3. Athlete approaches evaluator's table with Achievement Book/Record Card
4. After handing Achievement Book/Record Card to evaluator, athlete goes to designated performance station
5. Athlete salutes
6. Athlete performs each compulsory move in the prescribed order on cue from the evaluator
7. Athlete salutes after the last compulsory move and waits for further instructions from the evaluator
8. Athlete approaches table at evaluator's cue and receives Achievement Book/Record Card, Evaluation Form [score sheet] and Certificate from the evaluator.

Prescribed Salute for all Compulsory Classes

Position of Attention

Feet together, hands on hips, baton resting on right arm, ball of baton close to right hand, tip of baton close to right elbow.

Salute

Swing tip of baton forward and down to right side, stop direction and make one (1) reverse outside loop with tip of baton. Turn baton over and place back of right hand against left shoulder. (Ball up, tip down, with baton resting against left hand while on left hip.)

End of Salute

Pass baton into left hand catching left hand palm up, thumb to tip, center of baton; turn baton over and place in front at waist or behind back [depending on class to be exhibited], holding baton with both hands in a STOP position.

Movement Technique Concept Summary

Movement Technique is characterized by the structure of the event and by the required adherence to the written description of the movement. The most distinguishing quality of Movement Technique is that the athlete is required to focus totally on the body without the additional responsibility of the baton moves.

Each athlete performs the moves on “cue” from the evaluator. There is no music for this event. There is no freedom to choose the moves displayed as they are pre-selected moves from dance and twirling material.

In this event the athlete will not be responsible for performance factors. Each athlete will display and maintain strict adherence to prescribed technique. **Emphasis is on the skill of execution.**

Discipline, both mental and physical, is a major factor in the execution of the Movement Technique moves. The athletes are expected to strive for **ABSOLUTE PERFECTION.**

Movement Technique Performance Procedures

EACH ATHLETE WILL BE EVALUATED SEPARATELY

1. Athlete reports to designated lane at specified time/set number
2. Licensed evaluator indicates “ready”
3. Athlete approaches evaluator’s table with Achievement Book/Record Card
4. After handling Achievement Book/Record Card to evaluator, athlete goes to designated performance station
5. Athlete performs the prescribed acknowledgement
6. Athlete performs each move in the prescribed order on cue from the evaluator. Athlete may keep muscles loosened up by bending/stretching between required moves, especially before needles, and other moves that require extension.
7. Athlete performs the prescribed acknowledgement after the last move and waits for further instructions from the evaluator
8. Evaluator indicates to athlete if any moves are to be repeated and athlete repeats those specified.
9. Athlete approaches table at evaluator’s cue and receives Achievement Book/Record Card, Evaluation Form (score sheet) and certificate from the evaluator.

Compulsory Concept Summary

The most distinguishing quality in compulsory demonstration/competition is that the event is totally structured and is, basically, a display of skills. The athlete must conform completely to the prescribed twirls and their specifications as written.

Each athlete performs the compulsory on “cue” from the evaluator/judge. It is recommended that soft background music be played during the compulsory competition. (There is no special music for this event). Athletes are required to adhere to specific requirements of skills. There is no freedom to choose the twirls displayed as they are pre-selected twirls from the three major modes of twirling: contact material, rolls, and aerials.

In this event the athlete will not be responsible for performance factors. Each athlete will display and maintain strict adherence to the components of good posture: head, shoulders and hips in proper alignment, lifted rib cage, seat tucked, chin level, and feet together with legs straight.

Evaluation of this event is based on technique displayed of body and baton. Emphasis is on the skill of execution. Discipline, both mental and physical, is a major factor in the execution of the compulsory twirls. The athletes are expected to strive for **ABSOLUTE PERFECTION**.

Section 7

State and Regional Competition

General Rules and Procedures

1. All national events must be held at state and regional competitions with the exception of the National Collegiate Event, which is offered at local, state, and regional competitions for evaluation only. State and regional competitions must follow the same procedures as the national competition unless stated otherwise in this section.
2. State competitions may be held anytime of the year.
3. **ONLY** residents of the state and region may compete in the State Championships and Regional Championships respectively.
4. An open competition may run in conjunction with the state or regional competition. This open competition may 1) be open to any USTA members, regardless of residency **or** 2) may be open only to residents of the state or region. The state or regional council (or contest director if there is no council) will determine which of the above will apply to the open competition and will so indicate in the contest brochure.
5. Paying the Non-member fee is a membership option (effective 9/1/08) at any state or regional competition or any open competition/events held in conjunction with a state or regional competition.
6. An adequate practice area will be provided at all state, regional and national competitions, even if it is just a roped-off area of the gym.
7. An athlete/pair/team/corps is not permitted to enter the same event in more than one state or **regional** competition in the same year.
8. At state and regional competitions, all athletes must enter the competition at the age he/she is on Aug. 31 of the competition season (Aug. 31, 2024).

Regions

Western – Sector 1

Washington, Oregon, Idaho, Montana, Alaska, California, Nevada, Arizona, Hawaii, Utah

Central – Sector 2

Colorado, Wyoming, Nebraska, Kansas, Missouri, Oklahoma
Texas, Arkansas, Louisiana, North Dakota, South Dakota, New Mexico

Mideast - Sector 3

Michigan, Illinois, Indiana, Ohio, Kentucky, Wisconsin, Iowa, Minnesota,

Southeast – Sector 4

Tennessee, North Carolina, South Carolina, Mississippi, Alabama, Georgia, Florida

Northeast – Sector 5

New York, Vermont, New Hampshire, Maine, Maryland, Massachusetts, Rhode Island, Connecticut, New Jersey, Delaware, Pennsylvania, Virginia, West Virginia, Washington, DC.

Eligibility

1. To satisfy the membership requirement for participation in state and regional competitions, an athlete must hold one of the following memberships:

Athlete Membership

Family Membership

Professional Membership

Organization Membership (this membership type may **ONLY** enter Group, Foundation Events, and Compulsories/Movement Technique C through BII)

Every competitor in an individual (including rating) event, sanctioned or unsanctioned, at a state, regional, or national competition or any competition held in conjunction with a state, regional or national competition must have an individual membership in his/her name. The Non-member fee will satisfy the membership requirement at a state or regional Competition (effective 9/1/08). The Non-member Fee will **NOT** satisfy the membership requirement for the national competition.

2. An athlete must be a U.S. citizen or a U.S. resident and cannot compete in any other state, regional, provincial, or national championships for another country, in order to compete in a USTA state or regional competition. An alien registration card (ARC)/green card given by the United States Citizenship and Immigration Services (USCIS) signifies legal permanent residency. For citizens of other countries, an ARC/green card must be submitted along with entry as proof of US citizen/resident alien status.

INFORMATION, PROCEDURES, AND RULES

3. Residency is determined by the official address on file at USTA Member Services Department and on the athlete's USTA card. A competitor is considered a resident of that state which is recorded at the USTA Member Services Department and so noted on the competitor's USTA membership card. USTA members are required to submit a change of address notification to the USTA Member Services Department when applicable. A competitor may enter ONLY one state competition and one regional competition in one year.
4. Groups/Pairs who qualify to compete in more than one state/regional competition because the members of the group/pair reside in more than one state or region may compete in the state/regional of their choice, but cannot compete in more than one state/regional in a given year.
5. Trios who enter the Open/Festival of the Future Championships at a local, state and/or regional competition may enter one level above their current classification/proficiency level: the Beginner and Intermediate level of competition (if eligible) and the Intermediate and Advanced (State or Regional) level of the competition.
6. Twirl Teams and Dance Twirl Teams who chose to compete in both categories MUST adhere to the following regulations:
 - a. Must compete with different routines, understanding that selected sections of choreography may be used in both routines. (i.e.: 2-Baton or 3-Baton section, finger series, or rolls, etc.)
 - b. Must utilize completely different songs/music selections. When entering local, state, regional, and national competitions, the song/music selections MUST be listed on the entry form. Violation of this rule will result in disqualification by the competition director. This policy applies to local, state, regional and national competitions and has been in effect since 9/1/2004.

State and Regional Competition Format and Finals Procedure

States and Regions may:

1. Follow the National Competition Format (refer to Section 2 page 13) or
2. Start all events at Combined Age Semi-Final Rounds or
3. Use a combination of some events starting at single age groups and others starting with combined age groups, depending on the number of entries to warrant. For example, a state or region could decide to have Solo start with Single Age Group Preliminary Rounds and all other events start with Combined Age Semi-Final Rounds.

A particular event must maintain the same level of competition. (i.e., If an event begins with a combined age group semi-final, no one particular age group can be separated to compete at the single age group level.

Regardless of which format is used all **qualifying rounds** follow the national format as to number of competitors entered and the number of competitors that move to the next Round. (Refer to Section 2).

State and Regional Finals Procedure

- Follow the current national format and select a Grand Champion for each event from the top two Jr. Sr. and Adult athletes.
- Follow a Junior/Senior Grand Champion format.
- End the competition at the semi-final round and produce a Primary, Juvenile, Junior, Senior and Adult Semi-Final Champion.
- Select a Grand Champion in each event utilizing a method that works in the best interest for the athletes in your state/region.

Judges for State/Regionals

1. Two judges must be used for qualifying rounds.
2. Three judges must be used for preliminary/semi-final rounds.
3. Three or five judges may be used for the Finals.
4. Three judges must be used for teams/trios. (An additional judge may be added to do the official timing only.) Three judges must be used for Parade Corps and Show Teams and four for Show Corps.
5. **Judging Artistic Groups:** Artistic Group can be judged by a total of five judges: three judges for the captions and two penalty judges. If there are not enough judges, one judge can be used for drops/content restrictions.

Scoring at the State/Regional Level Q1-Q25

1. The Qualifying Round Rating System will be used during all qualifying rounds. Rating will be documented on Judges' Master sheets; no score will be flashed. (See *Proficiency Scale in Appendix A.*)
2. The Olympic Scoring System utilizing the subjective judging process will be used for Preliminary, Semi-Final, and Final rounds. (See **General Contest Rules and Procedures.**)
3. Procedures regarding **TIES**:
 - a. In **ALL** Qualifying Round competition, **ALL TIES** for the last qualifying position will advance to the next round.
 - i. In the Qualifying Round, athletes who tie for seventh place will move to the Preliminary Round or Semi-Final Round (in 22+ categories); however, during this Preliminary or Semi-Final Round **ONLY 7 CONTESTANTS WILL BE PLACED**. Athletes who tie for 7th place this time will re-compete to break the tie, utilizing one or three judges and the Olympic Scoring System.
 - b. At the single age preliminary and combined age semi-final round of competition ties for 1st and 2nd will be broken following the procedure above.
4. The use of SCORE SHEETS is optional.

Awards for State/Regionals

1. State and Regional Championship awards must be awarded for the same events that are offered at the National Championships. Seven places must be awarded for preliminaries and combined age semi-finals for 22+ categories. For semi-final rounds that come from a preliminary round, eight places are awarded.
2. First place awards are at the discretion of the state/regional director/council. They may be medallions, plaques, trophies, etc. For awards below first place, the official USTA medal **MUST** be used for single age preliminary rounds or combined age semi-final rounds. USTA medals may be used for other levels of competition if desired. The official USTA Medal can be ordered via the USTA Member Portal.
3. The awarding of USTA medals to the individual members of first place teams, trios and corps is optional.
4. The Collegiate Event **is for evaluation only, and there will be no awards at this level.**

Section 8

National Competition Rules and Procedures

Eligibility

1. Only U.S. citizens or U.S. residents may compete in the U.S. National Championships. Athletes may not compete in more than one state, regional, provincial, or national championships regardless of country. For citizens of other countries, an ARC/green card or similar official document showing residency can be submitted along with an entry as proof of US citizenship or U.S. residency status.
2. All athletes/duet/groups must hold some current form of USTA membership. (See **General Competition Rules/Membership** for additional information regarding membership.)
3. There is no other qualifying requirement for the U.S. National Championships. Any USTA member may enter the competition. Past Grand National Champions may enter.
4. If a contestant/group makes a mistake on their entry, the mistake will not be corrected, and the contestant/group will not be allowed to perform. Entries are recorded as received. Contestants/groups may not change from one event to another event. No refunds are given.
5. Athletes must enter all USTA competitions at the age they are on Aug. 31 during the competition season (Aug. 31, 2024)

Events

1. All Championship Events will be offered at the U.S. National Championships in either single age preliminary or combined age semi-final rounds. There is no maximum age for competition eligibility. (See age group description in “General Rules Section 2”) Championship Events are: Men's and Women's Solo, Strut, Artistic Twirl, 2-Baton, 3-Baton, Duet, Artistic Twirl Pairs.

The Collegiate Twirling Event is a **competitive event** at the U.S. National Championships.

2. All group events will be offered at the U.S. National Championships
 - **Dance Twirl Teams:**
 - AAA
 - Small and Large
 - Juvenile, Junior, Senior
 - **Elite**
 - Small and Large
 - Junior, Senior
 - **Twirl Teams:**
 - AAA and Elite
 - Small and Large
 - Junior, Senior
 - **Trio:**
 - Primary, Juvenile, Junior, Senior
 - **Parade Corps:**
 - One division
 - **Entertainment Corps:**
 - Two divisions
 - Primary/Juvenile
 - Junior/Senior
 - **Artistic Groups**
 - One division
3. Twirl Teams and Dance Twirl Teams who chose to compete in both categories **MUST** compete with different routines, (understanding that selected sections may be used in both routines. i.e.: 2-Baton or 3-Baton section, finger series, or rolls, etc. and completely different song selections). When entering local, state, regional and national competitions, the song selections **MUST** be listed on the entry form.
Violation of this rule will result in disqualification by the competition director.
This policy applies to local, state, regional and national competitions.
4. Trios who enter the Advanced level of competition at the National Championships may only enter the Intermediate level of competition at the Festival of the Future in the Trio Event.
5. **Dance Twirl** and Twirl Teams who enter the National Championships may enter the AAA and Elite level of competition, but they may not enter the Novice, A or AA level of the competition at the Festival of the Future in the Dance Twirl or Twirl Team disciplines. If they enter both the AAA and Elite level of competition, then they must have a 50% membership change between the two teams.
6. The USTA Board of Directors may add or delete disciplines at their discretion.

Collegiate Twirling Event Judging

- At the National Championships, a panel of four judges will be used. Three Judges will judge the event, and one judge will assess timing and penalties.

INFORMATION, PROCEDURES, AND RULES

- The judges will be seated in an elevated section of the stands in the center of the performance area.
- Verbal (audio) evaluation will be made on the athlete's performance.
- Scores will not be flashed. Scoresheets will not be used. (Judges master only).

Judging and **Tabulation**

Judging will be based on a total score of 100 points with emphasis on the following criteria:

1. **Content (30%)** - as dictated by the music
 - Material appropriate to a halftime performance incorporating both body and baton
 - Spectacular/novelty tricks
 - Traveling moves
 - Use of multiple batons
2. **Technical expertise (30%)**
 - Baton – precision, general handling ability, correct pattern
 - Body – body lines, extension, balance and body control
3. **General effect (40%)**
 - Musical interpretation
 - Precision
 - Field image
 - Performance effectiveness
 - Collegiate spirit
 - Audience appreciation

The following process will be used to determine the final placement in the Collegiate Event:

- Any majority of firsts will determine the first-place winner **ONLY**.
- If there is no majority of firsts, revert to the lowest total **PLACE POINTS** (adding up the places each competitor received).
 - Example: If a contestant receives 1st place from one judge, 2nd place from the other two judges the contestant's total place points is 5. S/He would place higher than any contestant who did not receive two firsts and received a total of 6 place points or more.
- When there is a **TIE** in the place points for 1st place, revert back to the total numeric score from all judges. The highest total score breaks the tie and determines the first place.
- If there is still a tie after the total score has been calculated, a re-twirl must happen to break the tie.

GROUP COMPETITION

Team, Trio, Corps and Artistic Group directors will receive their judges' critiques digitally by email from Tabulation.

Team Finals for Twirl and Dance Twirl Teams

The AAA and Elite Junior, and Senior Small Dance Twirl and Twirl team divisions will hold finals at the U.S. National Team Championships. In divisions with 15 or more teams, the top five teams compete in the finals. In divisions with 14 or less, the top three teams will compete in finals. If there is only one team in a division, the team will not compete in finals.

Number of Judges

Championship Events

1. Two (2) judges must be used for Qualifying Rounds.
2. Three (3) judges must be used for Preliminaries and Semi Finals. (Exception: 1 judge may be used to break a tie.)
3. Five (5) judges must be used for Finals.

Group Events and National Collegiate Event

Three (3) judges must be used for Teams, Parade Corps, and the National Collegiate Event. (An additional fourth judge may be added to do the official timing/ penalties only.)

Four (4) judges must be used for Entertainment Corps.

Artistic Group Judges

Artistic Group should be judged by a total of eight judges: six judges for the captions and two penalty judges. Timing/Penalty judges will record the time of the music, content restrictions, drop penalties and any other penalties for all competitors. NOTE: Two judges must be used to count drops for groups.

Note: if there are not enough judges available, one judge may be used per caption plus one penalty judge that can also serve as the content restriction judge.

Athlete of the Year Event

- The Beginner and Intermediate competitions will have one (1) judge.
- The Advanced competition will have three (3) judges.
- Scores will not be flashed for any of the events.
- The Olympic System of scoring is used for all of the events

Procedures for the National Competition

1. The national competition director is responsible for running the National Championships. The judges' liaison has jurisdiction over rules and disqualification (when applicable).
2. The Set System of competition will be used at the national competition.
3. Each competitor/group will be assigned a set number for each event and must compete on that number in the assigned lane.
4. If an athlete misses his/her set number or performs on the wrong set number, he/she will be disqualified.
5. If a contestant does not appear for his/her set, that set will run empty.
6. Entries will compete in the order drawn.
7. Score sheets will not be used at the national competition.

Awards

Individual Events

PRELIMINARY ROUNDS: (Solo, Strut, Artistic Twirl, 2-Baton, 3-Baton):

- | | |
|---|--------------------------------|
| 1 st Place: | National Championship gold cup |
| 2 nd – 7 th Place: | National Championship medal |
| 8 th – 15 th Place: | Consolation medal |
| 16 th and higher: | Participation ribbon |

SEMI-FINAL ROUNDS that come from a Preliminary Round: (Solo, Strut, Artistic Twirl, 2-Baton, 3-Baton):

- | | |
|--|---|
| 1 st Place: | National Championship silver cup, cash scholarship* |
| 2 nd – 8 th Place: | National Championship medallion |

SEMI-FINAL ROUNDS that start at Semi-Finals: (Men's Solo, Duet, Artistic Twirl Pairs, 22+ categories) and the National Collegiate Event:

- | | |
|---|---|
| 1 st Place: | National Championship silver cup, cash scholarship* |
| 2 nd – 7 th Place: | National Championship medallion |
| 8 th – 15 th Place: | Consolation medal |
| 16 th and higher: | Participation ribbon |

FINALS (Solo, Strut, Artistic Twirl, 2-Baton, 3-Baton, Men's Solo):

- | | |
|--|--|
| 1 st Place: | Grand Champion rotating trophy, cash scholarship* |
| 1 st – 6 th Place: | National Finalist medallion, 2 nd -6 th places cash scholarship* |

Note:

Junior, Senior, and Adult athletes receive their cash scholarship for their Semi-Final placement during the Finals awards presentation. There is one cash scholarship awarded to each athlete who participates in Finals which encompasses the Semi-Final award AND participation in Finals. Primary and Juvenile athletes receive their cash scholarship for their Semi-Final placement during the Semi-Final awards ceremony.

***Cash scholarships are not guaranteed. They are awarded based on donations received.**

Collegiate Event Awards

- At the National Championships:
 - 1st place – National Championships Miller Cup, cash scholarship
 - 2nd – 7th place – National Championship medal

Athlete of the Year Awards

- The U.S. National Athlete of the Year winner (1st place), will receive a medallion. They will also receive a jacket.
- 2nd and 3rd place winners will receive a medallion.

Group Events

DIVISIONS WITH 10 OR LESS COMPETITORS:

1-3 Places - National Championship plaques

DIVISIONS WITH 11 OR MORE COMPETITORS:

1-5 Places - National Championship plaques

Members of 1st place national level Teams, Trios and Corps will receive National Recognition Medals. Members of 2nd and 3rd place national level Teams, Trios and Corps will receive ribbons. Other non-placing team athletes will receive participation ribbons that will be in the group director packets handed out after the group awards ceremony.

Members of 1st place National Twirl Teams, Dance Twirl Teams and Trios may receive cash scholarships*.

All group and individual event competitors in Nationals and Festival of the Future will receive a national patch as a part of their entry. These should be picked up at the registration table.

*Cash scholarships are made possible by the generous support of parents, athletes, coaches, judges, groups, councils, corporate sponsors, and former bond winners. If donations permit, cash scholarships are awarded in the following amounts and in the following order:

\$250.00 - Grand Champion in Solo, Men's Solo, Strut, Artistic Twirl, 2-Baton, 3- Baton

\$50.00 - Finalist in Solo, Men's Solo, Strut, Artistic Twirl, 2-Baton, 3- Baton

INFORMATION, PROCEDURES, AND RULES

\$50.00 - Semi-Finalist Winner Juv. Solo, Juv. Men's Solo, Juv. Strut, Juv. AT, Juv. 2-Baton, Juv. 3-Baton, Pri. Solo, Pri. Men's Solo, Pri. Strut, Pri. AT, Pri. 2-Baton

\$50.00 - Collegiate Event Winner

\$25.00 – Sr. Duet, Jr. Duet, Juv. Duet, Pri. Duet, Sr. AT Pairs, Jr. AT Pairs, Juv. AT Pairs, Pri. AT Pairs

\$200.00 – **All National Team and Trio Winners** (given to the director):

Scoring/Tabulation for Individual and Duet Events

Qualifying Round Rating System (Q1-Q25)

This is a rating system used to qualify competitors at the state, regional, and national levels of competition. It is NOT a system for determining specific placement. Upon completion of the performance, the judges flash their ratings of performance. (See Proficiency Scale in Appendix A.)

Tabulation

1. The rating value of the two judges is added together for each contestant. (Example: a contestant who received Q/9 from one judge and Q/8 from the other judge would have a total of 17.) The athletes with the highest totals will advance to the next round.
2. When there is a tie for the last qualifying position in a round, all contestants who tied will advance to the next round.
3. Only seven contestants in a Single Age Preliminary and in a Combined Age Semi-Final (22+ category) will be placed, regardless of the number of contestants who competed in that round.

Olympic System of Scoring

The Olympic System of scoring is used in all Preliminary, Semi-Final, and Final Rounds to determine the placement of the contestants.

Scoring Process

1. Judge assigns a numerical score to each contestant's performance immediately after it occurs and flashes said score. Score is within range of 0-10 points, utilizing hundredths. (See Proficiency Scale in Appendix A)
2. At the conclusion of the division, the tabulator assigns place points to each contestant according to his/her placing by each judge.
3. The tabulator confirms the recorded scores and placements with the judge.

Tabulation Process

The following steps will be utilized, IN ORDER, to determine the final placement in a division:

STEP #1 – Any majority of firsts will determine the first-place winner ONLY. If there is no majority of firsts, revert to the lowest total PLACE POINTS (adding up the places each competitor received).

Example: if a contestant receives 1st place from one judge and 2nd place from the other two judges, that contestant's place points would total 5. He/she would place higher than any contestants who did not receive two firsts and received a total of 6 place points or more.

STEP #2 – When there is a TIE in the place points, revert back to the total numerical score from all judges. The highest total score breaks the tie and determines the higher placement.

STEP #3 – If you have followed Step #1 and Step #2 and a TIE still remains for first place, the tied contestants must re-twirl to determine first and second place. For other circumstances when ties must be broken. see Section 2, page 12. In all other instances the athletes will remain tied.

Collegiate Event

1. At the conclusion of the division, the tabulator assigns place points to each contestant according to his/her placing by each judge.
2. The tabulator confirms the recorded scores and placements with the judge.
3. Any majority of firsts will determine the first-place winner ONLY. If there is no majority of firsts, revert to the lowest total PLACE POINTS (adding up the places each competitor received).
4. Example: if a contestant receives 1st place from one judge and 2nd place from the other two judges, that contestant's place points would total 5. He/she would place higher than any contestants who did not receive two firsts and received a total of 6 place points or more.

Athlete of the Year Event

The Olympic System of scoring is used in all events and divisions to determine the placement of the contestants.

Regional Tabulation Procedure:

- The Beginner and Intermediate divisions will have one (1) judge per event (Solo, Strut, and 2-Baton).
- The Advanced division will have three (3) judges per event (Solo, Strut, and 2-Baton).
- The same judge may be used for all of the events, or different judges may be used for different events.
- For each event (Solo, Strut, and 2-Baton), any majority of firsts will determine the first-place winner ONLY. If there is no majority of firsts, the lowest total PLACE POINTS (adding up the places each competitor received) will determine all placements. If there is a tie for any placement in any individual event, the tie will remain in place.
- After the competition for all individual events are complete, tabulation will take the sum total of the athlete's **final event** PLACE POINTS (and the sum total of the athlete's NUMERICAL SCORES, in the event of a tie) to determine the overall placement for the athlete. All events are weighted equally. Tabulation will use the following steps, IN THIS ORDER, to determine the overall placement of the athletes:

- **STEP #1** – Take the results from all three (3) events – Solo, Strut, and 2-Baton – and add together only the **final event** PLACE POINTS received. The three athletes with the lowest total place points will advance to the U.S. National Championships.

Example of Tabulation using PLACE POINTS

An athlete attained the following final placements:

- Solo: 1st
- Strut: 3rd
- 2-Baton: 2nd
- Overall Place Points = 1 + 3 + 2 = 6

- **STEP #2** – When there is a TIE in the place points, add together all of the NUMERICAL SCORES from all of the judges. The highest total score breaks the tie and determines the higher placement of the tied athletes.

Example of Tabulation using NUMERICAL SCORES

An athlete receives the following scores:

- Solo: 8.0, 8.2, 7.9
 - Total Numerical Score Points for Solo = 24.1
- Strut: 7.85, 8.1, 7.9
 - Total Numerical Score Points for Strut = 23.85
- 2-Baton: 7.9, 8.2, 8.2
 - Total Numerical Score Points for 2-Baton = 24.3
- Overall Numerical Score Points = 24.1 + 23.85 + 24.3 = 72.25

- Note: The tabulation method of using the majority of firsts will not apply to the overall tabulation of the Athlete of the Year event.
- If there is a tie amongst the top-ranking athletes, such that there are more than three top 3 ranking athletes (e.g., a 2-way tie for 3rd place, or a 3-way tie for 2nd place), the tie must be broken. Tied athletes will re-compete in Solo only to break the tie -- using the Olympic scoring system with one judge for the Beginner and Intermediate levels, and three (3) judges for the Advanced level.

National Tabulation Procedure

- The Beginner and Intermediate divisions will have one (1) judge per event (Solo, Strut, 2-Baton, and Written Essay).
- The Advanced division will have three (3) judges per event (Solo, Strut, 2-Baton, and Interview).
- The same judge may be used for all of the events, or different judges may be used for different events.
- **For each event (Solo, Strut, 2-Baton, and Essay/Interview), any majority of firsts will determine the first-place winner ONLY. If there is no majority of firsts, the lowest total PLACE POINTS (adding up the places each competitor received) will determine all placements.** If there is a tie for any placement in any individual event, the tie will remain in place.

INFORMATION, PROCEDURES, AND RULES

- After the competition for all individual events are complete, tabulation will take the sum total of the athlete's **final event** PLACE POINTS (and the sum total of the athlete's NUMERICAL SCORES, in the event of a tie), to determine the overall placement for the athlete. All events are weighted equally. Tabulation will use the following steps, IN THIS ORDER, to determine the overall placement of the athletes:
 - **STEP #1** – For the final placement of the event, take the results from all four (4) events – Solo, Strut, 2-Baton, and Essay/Interview – and add together all of the **final event** PLACE POINTS received. The athlete with the lowest total place points will win Athlete of the Year.

Example of Tabulation using PLACE POINTS

An athlete attained the following final placements:

- Solo: 1st
 - Strut: 3rd
 - 2-Baton: 2nd
 - Interview: 4th
 - Overall Place Points = $1 + 3 + 2 + 4 = 10$
- **STEP #2** – When there is a TIE in the place points, add together all of the NUMERICAL SCORES from all of the judges. The highest total score breaks the tie and determines the higher placement of the tied athletes.

Example of Tabulation using NUMERICAL SCORES

An athlete receives the following scores:

- Solo: 8.0, 8.2, 7.9
 - Total Numerical Score Points for Solo = 24.1
 - Strut: 7.85, 8.1, 7.9
 - Total Numerical Score Points for Strut = 23.85
 - 2-Baton: 7.9, 8.2, 8.2
 - Total Numerical Score Points for 2-Baton = 24.3
 - Interview: 7.85, 8.0, 7.95
 - Total Numerical Score Points for Interview = 23.8
 - Overall Numerical Score Points = $24.1 + 23.85 + 24.3 + 23.8 = 96.05$
- **STEP #3** – If you have followed Step #1 and Step #2 and a TIE still remains for **overall first place**, the tied contestants must re-twirl to determine first and second place. The athletes will re-twirl in the Solo event only to determine the overall Athlete of the Year winner. In all other instances, the athletes will remain tied.
 - Note: The tabulation method of using the majority of firsts will not apply to the overall tabulation of the Athlete of the Year event.

Section 9

Festival of the Future Events

The Festival of the Future Event is for Novice, Beginner, and Intermediate athletes and groups and is held in conjunction with the U.S. National Championships. The competition is separate from the National Championships and does not award national titles.

Eligibility

1. Eligibility is the same as for the National Championships with the following addition:

Athletes/groups must compete at the level (i.e., Novice, Beginner, Intermediate) they have achieved as of the final competition deadline for the Festival of the Future. (See Individual Event Rules/Eligibility for rules regarding classification as Novice, Beginner and Intermediate.)
2. **Dance Twirl and Twirl** and Teams who enter the Festival of the Future Championships may enter the Novice, A, and/or AA level of competition (if eligible). If they enter more than one level of competition (for instance A and AA), then they must have at least a 50% membership change between the two teams.
3. Trios who enter the Festival of the Future Championships may enter both Beginner and Intermediate level of competition (if eligible), or they may enter the Intermediate level of competition at the Festival of the Future and the Advanced level of the competition at the National Championships.
4. Twirl Teams and Dance Twirl Teams who chose to compete in both categories MUST adhere to the following regulations:
 - a. Must compete with different routines, understanding that selected sections of choreography may be used in both routines. (i.e.: 2-Baton or 3-Baton section, finger series, or rolls, etc.)

- b. Must utilize completely different songs/music selections. When entering local, state, regional, and national competitions, the song/music selections **MUST** be listed on the entry form. Violation of this rule will result in disqualification by the competition director. This policy applies to local, state, regional and national competitions.

Events

Age divisions will be determined by the number of contestants entered. Divisions may be divided/combined at the discretion of USTA or one of its agents. Disciplines may be added at the discretion of the USTA Board of Directors.

1. Foundation Events:
 - Basic (Novice, Beginner, Intermediate, Advanced)
 - Military (Novice, Beginner, Intermediate, Advanced)
 - Presentation (Novice, Beginner, Intermediate, Advanced)
 - Parade March (Novice, Beginner, Intermediate, Advanced)
2. Championship Events:
 - Solo (Novice, Beginner, Intermediate)
 - 2-Baton (Novice, Beginner, Intermediate)
 - 3-Baton (Novice, Beginner, Intermediate)
 - Strut (Novice, Beginner, Intermediate)
 - Artistic Twirl (Novice, Beginner, Intermediate)
 - Duet (Novice, Beginner, Intermediate)
 - Artistic Twirl Pairs (Novice, Beginner, Intermediate)
3. Group Events
 - Dance Twirl Teams:
 - **Novice, A, AA: Tiny Tot, Primary, Juvenile, Junior, Senior**
 - Small, Large
 - Twirl Teams
 - Novice, A: Primary, Juvenile, Junior, Senior
 - AA: Juvenile, Junior, Senior
 - Small, Large
 - Trios
 - Beginner, Intermediate: Primary, Juvenile, Junior, Senior

Judges

One judge will be used for all levels of individual competition with the following exceptions:

Three judges must be used for teams/trios (an additional judge may be added to do the official timing only).

Procedures For Festival of The Future Competition

1. The set system of competition will be used at the Festival of the Future. Each competitor/group will be assigned a set number for each discipline and must compete on that number in the assigned lane. If a contestant misses her/his set number or performs on the wrong set number, he/she will be disqualified. If a contestant does not appear for his/her set, that set will run empty.
2. Score sheets will not be used at the Festival of the Future.
3. Scores will not be flashed for any of the Foundation Events.

Order of Competition for Each Championship Event

Qualifying Rounds

1. A qualifying round will be held for age groups which have 15 or more competitors. The qualifying round will be judged by one judge using the Olympic System of Scoring. The round will cut to seven competitors. In the case of no shows, lane will run empty. Contestants will not perform ahead of assigned set number. The top seven competitors will advance to the preliminary round.
2. Seven (7) places will be awarded in all age groups which have a qualifying round.

Preliminary Round

1. The preliminary round determines the placements from 1st to 5th (or 1st to 7th in groups which run a qualifying round).
2. Each age group will be judged by one judge using the Olympic System of Scoring.

Group Competition

1. Team/Trio directors will receive their judging critiques on electronic media by email from tabulation if internet access is available.
2. Finals will not be held for any Festival of the Future group categories.

Awards

Awards: Individual Events

1st Place Trophy/Plaque, 2-5 place medals in each division (2-7 in those divisions that have a qualifying round), participation ribbon for 6th and above during awards ceremonies.

All Group and Individual Event Competitors in Nationals and Festival of the Future will receive a national patch as part of their entry. These should be picked up at the registration table.

Awards: Group Events

Divisions with 10 or less teams: 1-3 place plaque

Divisions with 11 or more teams: 1-5 place plaque

Member of 1st, 2nd. and 3rd place teams and trios will receive a Festival of the Future recognition ribbon. Non-placing team members will receive participation ribbons with the group director packet.

All group and individual competitors in Nationals and Festival of the Future will receive a national Patch as part of their entry. These should be picked up at the registration table.

Section
10

U.S. Trials, PreTrials, and U.S. IBTF World Baton Twirling Championships/ IBTF Nations Cup

US Trials for World Competition

The U.S. Twirling Association is the official representative to the World Baton Twirling Federation and governs the selection of the athletes who represent the United States in the World Baton Twirling Championships held every other year on even numbered years.

A handbook containing all the rules and regulations for the U.S. Trials Program may be downloaded from the USTA Member Portal.

PreTrials

The PreTrials discipline was established to prepare the athlete, coach, and judge for the more demanding Trials event through:

- Proper preparation physically, psychologically, and socially for the athlete
- Proper preparation for coaches and judges to challenge them creatively and professionally

A handbook containing all the rules and regulations for the PreTrials Program may be downloaded from the USTA Member Portal.

U.S. IBTF World Baton Twirling Championships and IBTF Nations Cup Selections

The World Baton Twirling Federation (WBTF) - which USTA is part of - and the World Federation of National Baton Twirling Associations (WFBTA) - which NBTA is part of – have joined forces as the International Baton Twirling Federation (IBTF).

The IBTF World Baton Twirling Championships and IBTF Nations Cup will be held in odd numbered years.

A handbook containing all the rules and regulations for these events may be downloaded from the USTA Member Portal.

Section
11

Contest Sanction Information

USTA contest directors may choose from the following

Classifications of Contests/Meets

1. The traditional contest offering Novice/Beginner/Intermediate/Advanced events plus Compulsories and Movement Technique.
2. Essentials Meet (Compulsory and Movement Technique Evaluations).

General Sanction Rules/Instructions

For specific or additional information on general sanction rules and instructions contact USTA. Competition directors/Professional members may access this information from the USTA Member Portal.

Appendix

A

Championship Event Forms

- Official USTA Proficiency Scale
- Official USTA SCORE SHEET
- Official USTA Judges Master
- Official USTA Collegiate Event Judges Master
- Official USTA Tabulation Master
- Official USTA Team/Trio Score Sheet
- Official USTA Team/Trio Judges Master
- Official USTA Team/Trio Tabulation Recap Sheet
- Official USTA Parade Corps Score Sheet (04)
- Official USTA Parade Corp, Show Corp, Show Team Judges Master
- Official USTA Parade Corps Tabulation and Recap
- Official USTA Entertainment Corps Score Sheet
- Official USTA Entertainment Corps, Show Teams Tabulation and Recap
- Official USTA Show Teams Score Sheet
- Official USTA Artistic Groups Score Sheet

Forms are available on the [US Twirling Association Member Portal](#).